

# MOVILED 2854

User Manual – Version 1.3



# SAFETY INSTRUCTIONS

1. Read the instructions of this manual.
2. Keep these instructions in a safe place.
3. Heed and follow all warnings and instructions.
4. Please, respect your country safety regulations.
5. Don't use this device close to the water or high humidity places. Clean only with dry cloth.
6. Don't install near any heat sources such as radiators, heat registers, stoves, or other apparatus (including amplifiers) that produce heat. Make certain that the equipment is always installed so that is cooled and can't overheat.
7. Don't block any ventilation openings. Install in accordance with the manufacturer's instructions.
8. Protect the power cord from being walked on or pinched, particularly at plugs, convenience receptacles, and the point where they exit from the apparatus.
9. Only use attachments/accessories specified by MARK.
10. Unplug this device during lightning storms or when unused for long periods of time.
11. The technical service is required when the device has been damaged in any way, such as power supply cord or plug is damaged, liquid has been spilled or objects have fallen into the device, doesn't operate normally or has been dropped.
12. To completely disconnect this apparatus from the AC mains, disconnect the power supply cord plug from the AC receptacle.
13. The mains plug of the power supply cord shall remain readily operable.
14. WARNING – to reduce the risk of fire or electric shock, don't expose this device to rain or humidity.
15. Don't expose this equipment to dripping or splashing and ensure that no objects filled with liquids, such as vases, are placed on the equipment.
16. For rigging installation, please, follow the recommendations included in this user manual.

# OVERVIEW

MOVILED 2854 is a moving head that includes 19x15W RGBW 4 in 1 LEDs. This brilliant LED allow to obtain a rich colour spectrum mixing the R, G, B, W.

Its high-quality motors offer smooth movements in 8 and 16bit with a wide displacement. The configuration interface has a display with all information and buttons to navigate through menus, selecting parameters such as: Pan/Tilt reverse, display inversion, audio sensitivity or reset function.

The device includes several DMX modes (21, 23, 35, 78, 92 & 97 channels) with basic movements, basic colour dimmer (with mixing function) and strobe function.

## Technical Data:

Power Supply	100-240 V 50/60 Hz
Consumption	300 W
Light source	19 x 15W RGBW 4 in1 LED
Dimmer	0-100 Linear Adjustment
Pan	540° 8-16 bit
Tilt	270° 8-16 bit
Beam angle	Zoom 4°-60°
DMX Channels	21, 23, 35, 78, 92 & 97 channels
Mode	DMX 512 /Audio/Auto/Master-Slave
Input connections	3 pin XLR
Output connections	3 pin XLR
IP range	20
Dimensions (WxHxD)	415 x 275 x 425 mm
Weight	14,95 Kg

## Features:

- Moving head which includes 19x15W RGBW 4in1 LEDs.
- Display and interface for setting functions.
- Pan/Tilt Reverse.
- DMX modes (21, 23, 35, 78, 92 & 97 channels).

# INSTALLATION

This product is only suitable for professional use. MOVILED 2854 is designed for indoor use, it is IP20 protection class. This device should be kept dry to avoid moisture, overheating or dusty environment. Ensure that the unit does not meet water or any other liquid.

MOVILED 2854 can be placed in a stable surface or stand but the common operating mode is rigging it in a truss system. Please, check and follow the next recommendations for a safe use of this device:

- The truss system must be built in a way that it can hold 10 times the weight of all rigging elements for 1 hour without any harming deformation.
- The fixation system (clamps or hangs) must be able to hold 10 times the weight of the device.
- The device must always be secured with a safety attachment, e.g. steel cable.
- The operator must check that the installation meets the safety standards and the device installation is approved by a skilled person.

## DMX Connection.

The DMX cable must use the professional shielded twisted pair cable. Standard loudspeaker cable is not reliable to control the long-range data. 24AWG cable is suitable for up to 300 meters long-distance signal transmission; for longer distances, a DMX 512 signal amplifier should be used.

Don't overload the connection. One continuous connection can only support up to 30 devices. It is advisable to use a DMX splitter in order to distribute the signal without losing its integrity.

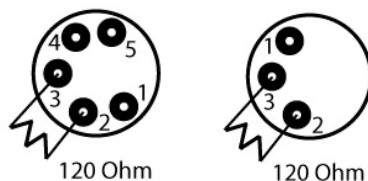
Connect the DMX512 input terminal to the controller. After that, connect the output terminal to the next device. Repeat this step with all fixtures in the chain. To prevent system errors, the last device in a DMX chain needs to be equipped with a terminating resistor (120 ohm, 1/4 Watt).

## Pin occupation

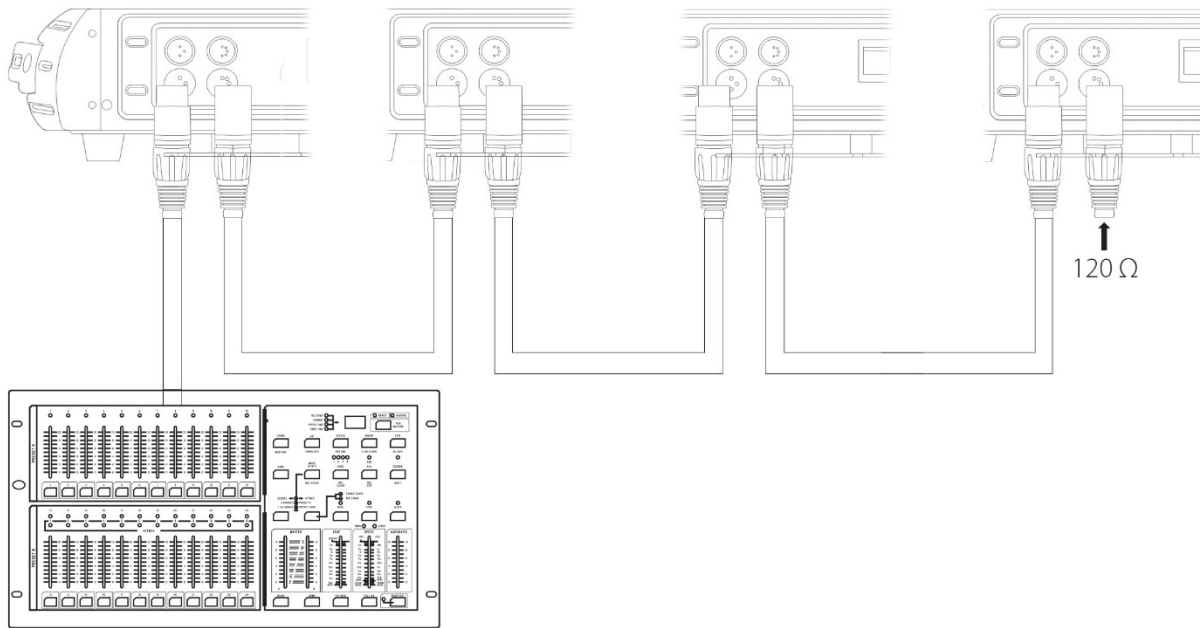
Pin 1: Ground

Pin 2: Pin -

Pin 3: Pin +



To connect more than one unit in a chain, please, follow this picture. The output of the first unit must provide to the next DMX input of the signal, this way it is possible to send the signal to all the devices in the chain.



# ADVANCED USE

## CONTROL PANEL

MOVILED 2854 can be configured in different ways thanks to its panel and selection buttons.

Press the MENU button (once or several times) until you get to the desired function (according to the following chart), and press ENTER to confirm your selection.

Use the UP & DOWN buttons to navigate between each function to select the correct value. (Press ENTER to confirm the setting).

In the following table are shown all the options displayed in the menu interface to configure the MOVILED 2854:

MAIN MENU	SUB MENU	VALUE	FUNCTION
Address		001-512	DMX MODE (SELECT STARTING CHANNEL)
Setting	Dis_Reve	Natu	DISPLAY WITHOUT ROTATION
		Revl	DISPLAY WITH 180° ROTATION
	Language	Engh	LANGUAGE ENGLISH

		Chin	LANGUAGE CHINESE
	DMX Mode	21CH	DMX MODE WITH 21 CHANNELS
		23CH	DMX MODE WITH 23 CHANNELS
		35CH	DMX MODE WITH 35 CHANNELS
		78CH	DMX MODE WITH 78 CHANNELS
		92CH	DMX MODE WITH 92 CHANNELS
		97CH	DMX MODE WITH 97 CHANNELS
	RunMode	DMX	START WITH DMX MODE
		Musc	START WITH SOUND MODE
		Auto	START WITH AUTO MODE
	M/SMode	Slve	SLAVE MODE
		Mast	MASTER MODE
	DimmMode	Solw	DIMMER MODE SLOW
		Norm	DIMMER MODE NORMAL
		Fast	DIMMER MODE FAST
	Xreverse	Off	PAN WITH NORMAL DIRECTION
		Open	PAN WITH REVERSED DIRECTION
	Yreverse	Off	TILT WITH NORMAL DIRECTION
		Open	TILT WITH REVERSED DIRECTION
	XY Speed	Solw	P/T SPEED MODE SLOW
		Norm	P/T SPEED MODE NORMAL
		Fast	P/T SPEED MODE FAST
	XY Fback	Off	
		Open	
	XY Fback	Off	
		Open	
	SoundLevel	1-100%	SOUND MODE SENSITIVITY
	White SW	Off	RGBW LIMITER OFF
		Open	RGBW LIMITER ON
	White R	000-255	RED LIMITER
White G	000-255	GREEN LIMITER	
Nite W	000-255	BLUE LIMITER	
White W	000-255	WHITE LIMITER	
Manual	Red	000-255	RED DIMMER
	RedFine	000-255	RED FINE DIMMER
	Green	000-255	GREEN DIMMER
	GreenFine	000-255	GREEN FINE DIMMER
	Blue	000-255	GREEN DIMMER
	BlueFine	000-255	BLUE FINE DIMMER
	White	000-255	BLUE DIMMER
	WhiteFine	000-255	BLUE FINE DIMMER
	RGBW CTO	000-255	RGBW CTO DIMMER
	Macro	000-255	** MACRO sheet **
	Strobe	000-003	OPEN
		004-103	STROBE (F >S)
		104-107	OPEN
108-207		BURST (F>S)	
208-212		OPEN	

		213-251	RANDOM (F>S)
		252-255	OPEN
	Dimmer	000-255	DIMMER
	DimmerFine	000-255	DIMMER FINE
	Pan	000-255	PAN
	PanFine	000-255	PAN FINE
	Tilt	000-255	TILT
	TiltFine	000-255	TILT FINE
	Function	000-255	EMPTY
	Reset	000-255	RESET (3 SECONDS)
	Focus	000-255	ZOOM
	Focus Rot	0 - 127	ZOOM ROTATION FIXED
		128 - 188	ZOOM ROTATION (F>S)
		189 - 194	CENTER
		195 - 255	ZOOM ROTATION (S>F)
	Shape	000-255	** see SHAPE sheet **
	Shape SP	000-255	SHAPE SPEED
	Shape Fade	000-255	SHAPE FADE
	Shape R	000-255	SHAPE RED
	Shape G	000-255	SHAPE GREEN
	Shape B	000-255	SHAPE BLUE
	Shape W	000-255	SHAPE WHITE
	Shape Dimr	000-255	SHAPE DIMMER
	Back Dimr	000-255	BACKGROUND DIMMER
	Shape Tran	000-255	SHAPE TRANSITION
	Shape Offs	000-255	SHAPE OFFSET
	ForeStrobe	000-255	FOREGROUND STROBE
	BackStrobe	000-255	BACKGROUND STROBE
	BackSelect	000-255	BACKGROUND SELECT
Status	All Time	0000-9999	TIME OF USE
	LED link	Natu	LED STATUS
	MotherVer	V00X	SOFTWARE VERSION
	LED Ver	V00X	LED VERSION
	Focus Hall	Natu	FOCUS STATUS
	F Rot Hall	Natu	FOCUS ROTATION STATUS
	X FB	Natu	PAN STATUS
	Y FB	Natu	TILT STATUS
	TempSensor	Natu	TEMPERATURE LAMP STATUS
Tools	CheckCod 1	0000-9999	FACTORY SETTINGS PASSWORD
	Manager		FACTORY SETTINGS MODE
	AllTime	Zero	SET TIME OF USE
	Default	Deft	SET DEFAULT
	Limit R	000-255	SET RED DIMMER
	Limit G	000-255	SET RED DIMMER
	Limit B	000-255	SET RED DIMMER
	Limit W	000-255	SET RED DIMMER
	X	000-255	SET PAN
	Y	000-255	SET TILT

	Focus	000-255	SET FOCUS
	Focus Rot	000-255	SET FOCUS ROTATION
DmxLevel	Red	000-255	RED DIMMER DMX VALUE
	RedFine	000-255	RED FINE DIMMER DMX VALUE
	Green	000-255	GREEN DIMMER DMX VALUE
	GreenFine	000-255	GREEN FINE DIMMER DMX VALUE
	Blue	000-255	GREEN DIMMER DMX VALUE
	BlueFine	000-255	BLUE FINE DIMMER DMX VALUE
	White	000-255	BLUE DIMMER DMX VALUE
	WhiteFine	000-255	BLUE FINE DIMMER DMX VALUE
	RGBW CTO	000-255	RGBW CTO DIMMER DMX VALUE
	Macro	000-255	MACRO COLOR DMX VALUE
	Strobe	000-255	STROBE DMX VALUE
	Dimmer	000-255	DIMMER DMX VALUE
	DimmerFine	000-255	DIMMER FINE DMX VALUE
	Pan	000-255	PAN DMX VALUE
	PanFine	000-255	PAN FINE DMX VALUE
	Tilt	000-255	TILT DMX VALUE
	TiltFine	000-255	TILT FINE DMX VALUE
	Function	000-255	EMPTY DMX VALUE
	Reset	000-255	RESET DMX VALUE
	Focus	000-255	ZOOM DMX VALUE
	Focus Rot	000-255	ZOOM ROTATION DMX VALUE
	Shape	000-255	SHAPE DMX VALUE
	Shape SP	000-255	SHAPE SPEED
	Shape Fade	000-255	SHAPE FADE
	Shape R	000-255	SHAPE RED
	Shape G	000-255	SHAPE GREEN
	Shape B	000-255	SHAPE BLUE
	Shape W	000-255	SHAPE WHITE
	Shape Dimr	000-255	SHAPE DIMMER
	Back Dimr	000-255	BACKGROUND DIMMER
	Shape Tran	000-255	SHAPE TRANSITION
	Shape Offs	000-255	SHAPE OFFSET
	ForeStrobe	000-255	BACKGROUND STROBE
	BackStrobe	000-255	BACKGROUND STROBE
	BackSelect	000-255	BACKGROUND SELECT
	All Reset		Annu
		Exec	EXECUTE THE ALL RESET

## DMX CONTROL MODES

The following table shows the DMX channel functions:

## 21 channels mode

CH	VALUE	FUNCTION
CH1	0-255	RED DIMMER
CH2	0-255	RED FINE DIMMER
CH3	0-255	GREEN DIMMER
CH4	0-255	GREEN FINE DIMMER
CH5	0-255	BLUE DIMMER
CH6	0-255	BLUE FINE DIMMER
CH7	0-255	WHITE DIMMER
CH8	0-255	WHITE FINE DIMMER
CH9	0-255	CTO
CH10	0-255	** see MACRO sheet **
CH11	0-3	OPEN
	4-103	STROBE (F > S)
	104-107	OPEN
	108-207	BURST (F > S)
	208-212	OPEN
	213-251	RANDOM (F > S)
	252-255	OPEN
CH12	0-255	DIMMER
CH13	0-255	DIMMER FINE
CH14	0-255	PAN
CH15	0-255	PAN FINE
CH16	0-255	TILT
CH17	0-255	TILT FINE
CH18	0-255	EMPTY
CH19	0-2127	NO FUNCTION
	128-255	RESET (6 SECONDS)
CH20	0-255	ZOOM
CH21	0-127	ZOOM ROTATION FIXED
	128-188	ZOOM ROTATION (F > S)
	189-194	CENTER
	195-255	ZOOM ROTATION (S > F)

## 23 channels mode

CH	VALUE	FUNCTION
CH1	0-255	PAN
CH2	0-255	PAN FINE
CH3	0-255	TILT
CH4	0-255	TILT FINE
CH5	0-255	P/T SPEED
CH6	0-255	ZOOM
CH7	0 - 127	ZOOM ROTATION FIXED
	128 - 188	ZOOM ROTATION (F > S)

	189 - 194	CENTER
	195 - 255	ZOOM ROTATION (S>F)
CH8	0-255	DIMMER
CH9	0-3	OPEN
	4-103	STROBE (F >S)
	104-107	OPEN
	108-207	BURST (F>S)
	208-212	OPEN
	213-251	RANDOM (F>S)
	252-255	OPEN
CH10	0-255	RED DIMMER
CH11	0-255	GREEN DIMMER
CH12	0-255	BLUE DIMMER
CH13	0-255	WHITE DIMMER
CH14	0-255	CTO
CH15	0-255	** SEE MACRO SHEET **
CH16	0-255	** SEE STATIC FX SHEET **
CH17	0-255	** SEE DYNAMIC FX SHEET **
CH18	0-255	DYNAMIC FX SPEED S>F
CH19	0-255	BACKGROUND RED DIMMER
CH20	0-255	BACKGROUND GREEN DIMMER
CH21	0-255	BACKGROUND BLUE DIMMER
CH22	0-255	BACKGROUND WHITE DIMMER
CH23	0-127	NO FUNCTION
	128-255	RESET (6 SECONDS)

### 35 channels mode

CH	VALUE	FUNCTION	DESCRIPTION
CH1	0 - 255	RED	Red dimmer
CH2	0 - 255	RED fine	Red fine dimmer
CH3	0 - 255	GREEN	Green dimmer
CH4	0 - 255	GREEN fine	Green fine dimmer
CH5	0 - 255	BLUE	Blue dimmer
CH6	0 - 255	BLUE fine	Blue fine dimmer
CH7	0 - 255	WHITE	White dimmer
CH8	0 - 255	WHITE fine	White fine dimmer
CH9	0 - 255	CTO	CTO
CH10	0 - 255	MACRO Color	** see MACRO sheet **
CH11	0 - 3	STROBE	Open
	4 - 103		Strobe F >S
	104 - 107		Open
	108 - 207		Burst F>S
	208 - 212		Open

	213 - 251		RND F>S
	0 - 3		Open
CH12	0 - 255	DIMMER	0 – 100 linear dimmer
CH13	0 - 255	DIMMER fine	Dimmer fine control
CH14	0 - 255	PAN	PAN control
CH15	0 - 255	PAN fine	PAN fine control
CH16	0 - 255	TILT	TILT control
CH17	0 - 255	TILT fine	TILT fine control
CH18	0 - 255	EMPTY (NF)	Empty (NF)
CH19	0 - 127	RESET	No Function
	128 - 255		Reset with 6 seconds
CH20	0 - 255	ZOOM	Zoom
CH21	0 - 127	ZOOM ROTATION	Index
	128 - 188		CW F>S
	189 - 194		Center
	195 - 255		CCW S>F
CH22	0 - 255	SHAPE SELECTION	<b>** see SHAPE sheet **</b>
CH23	0 - 255	SHAPE SPEED	Shape speed
CH24	0 - 255	SHAPE FADE	Shape fade
CH25	0 - 255	SHAPE R	Shape red
CH26	0 - 255	SHAPE G	Shape green
CH27	0 - 255	SHAPE B	Shape blue
CH28	0 - 255	SHAPE W	Shape white
CH29	0 - 255	SHAPE DIMMER	Shape dimmer
CH30	0 - 255	BCKGR DIMMER	Background dimmer
CH31	0 - 255	SHAPE TRANSITION	Shape transition
CH32	0 - 255	SHAPE OFFSET	Shape Offset
CH33	0 - 255	FRGR STROBE	Foreground strobe
CH34	0 - 255	BCKGR STROBE	Background strobe
CH35	0 - 255	BCKGR SELECT	Background select

## 78 channels mode

CH	VALUE	FUNCTION	DESCRIPTION
CH1	0 - 255	RED	Red dimmer
CH2	0 - 255	RED fine	Red fine dimmer
CH3	0 - 255	GREEN	Green dimmer
CH4	0 - 255	GREEN fine	Green fine dimmer
CH5	0 - 255	BLUE	Blue dimmer
CH6	0 - 255	BLUE fine	Blue fine dimmer
CH7	0 - 255	WHITE	White dimmer
CH8	0 - 255	WHITE fine	White fine dimmer
CH9	0 - 255	CTO	CTO
CH10	0 - 255	MACRO Color	<b>** see MACRO sheet **</b>
CH11	0 - 3	STROBE	Open
	4 - 103		Strobe F >S

	104 - 107		Open
	108 - 207		Burst F>S
	208 -212		Open
	213 - 251		RND F>S
	252 - 255		Open
CH12	0 - 255	DIMMER	0 – 100 linear dimmer
CH13	0 - 255	DIMMER fine	Dimmer fine control
CH14	0 - 255	PAN	PAN control
CH15	0 - 255	PAN fine	PAN fine control
CH16	0 - 255	TILT	TILT control
CH17	0 - 255	TILT fine	TILT fine control
CH18	0-255	EMPTY (NF)	Empty (NF)
CH19	0 - 127	RESET	No Function
	128 - 255		Reset with 6 seconds
CH20	0 - 255	ZOOM	Zoom
CH21	0 - 127	ZOOM ROTATION	Index
	128 - 188		CW F>S
	189 - 194		Center
	195 - 255		CCW S>F
CH22	0 - 255	RED 1	RED 1
CH23	0 - 255	GREEN 1	GREEN 1
CH24	0 - 255	BLUE 1	BLUE 1
CH25	0 - 255	RED 2	RED 2
CH26	0 - 255	GREEN 2	GREEN 2
CH27	0 - 255	BLUE 2	BLUE 2
CH28	0 - 255	RED 3	RED 3
CH29	0 - 255	GREEN 3	GREEN 3
CH30	0 - 255	BLUE 3	BLUE 3
CH31	0 - 255	RED 4	RED 4
CH32	0 - 255	GREEN 4	GREEN 4
CH33	0 – 255	BLUE 4	BLUE 4
CH34	0 - 255	RED 5	RED 5
CH35	0 - 255	GREEN 5	GREEN 5
CH36	0 - 255	BLUE 5	BLUE 5
CH37	0 - 255	RED 6	RED 6
CH38	0 - 255	GREEN 6	GREEN 6
CH39	0 - 255	BLUE 6	BLUE 6
CH40	0 - 255	RED 7	RED 7
CH41	0 - 255	GREEN 7	GREEN 7
CH42	0 - 255	BLUE 7	BLUE 7
CH43	0 - 255	RED 8	RED 8
CH44	0 - 255	GREEN 8	GREEN 8
CH45	0 - 255	BLUE 8	BLUE 8
CH46	0 - 255	RED 9	RED 9
CH47	0 - 255	GREEN 9	GREEN 9
CH48	0 - 255	BLUE 9	BLUE 9
CH49	0 - 255	RED 10	RED 10

CH50	0 - 255	GREEN 10	GREEN 10
CH51	0 - 255	BLUE 10	BLUE 10
CH52	0 - 255	RED 11	RED 11
CH53	0 - 255	GREEN 11	GREEN 11
CH54	0 - 255	BLUE 11	BLUE 11
CH55	0 - 255	RED 12	RED 12
CH56	0 - 255	GREEN 12	GREEN 12
CH57	0 - 255	BLUE 12	BLUE 12
CH58	0 - 255	RED 13	RED 13
CH59	0 - 255	GREEN 13	GREEN 13
CH60	0 - 255	BLUE 13	BLUE 13
CH61	0 - 255	RED 14	RED 14
CH62	0 - 255	GREEN 14	GREEN 14
CH63	0 - 255	BLUE 14	BLUE 14
CH64	0 - 255	RED 15	RED 15
CH65	0 - 255	GREEN 15	GREEN 15
CH66	0 - 255	BLUE 15	BLUE 15
CH67	0 - 255	RED 16	RED 16
CH68	0 - 255	GREEN 16	GREEN 16
CH69	0 - 255	BLUE 16	BLUE 16
CH70	0 - 255	RED 17	RED 17
CH71	0 - 255	GREEN 17	GREEN 17
CH72	0 - 255	BLUE 17	BLUE 17
CH73	0 - 255	RED 18	RED 18
CH74	0 - 255	GREEN 18	GREEN 18
CH75	0 - 255	BLUE 18	BLUE 18
CH76	0 - 255	RED 19	RED 19
CH77	0 - 255	GREEN 19	GREEN 19
CH78	0 - 255	BLUE 19	BLUE 19

## 92 channels mode

CH	VALUE	FUNCTION	DESCRIPTION
CH1	0 - 255	RED	Red dimmer
CH2	0 - 255	RED fine	Red fine dimmer
CH3	0 - 255	GREEN	Green dimmer
CH4	0 - 255	GREEN fine	Green fine dimmer
CH5	0 - 255	BLUE	Blue dimmer
CH6	0 - 255	BLUE fine	Blue fine dimmer
CH7	0 - 255	WHITE	White dimmer
CH8	0 - 255	WHITE fine	White fine dimmer
CH9	0 - 255	CTO	CTO
CH10	0 - 255	MACRO Color	** see MACRO sheet **
CH11	0 - 3	STROBE	Open
	4 - 103		Strobe F >S
	104 - 107		Open
	108 - 207		Burst F>S

	208 - 212		Open
	213 - 251		RND F>S
	252 - 255		Open
CH12	0 - 255	DIMMER	0 – 100 linear dimmer
CH13	0 - 255	DIMMER fine	Dimmer fine control
CH14	0 - 255	PAN	PAN control
CH15	0 - 255	PAN fine	PAN fine control
CH16	0 - 255	TILT	TILT control
CH17	0 - 255	TILT fine	TILT fine control
CH18	0 - 255	EMPTY (NF)	Empty (NF)
CH19	0 - 127	RESET	No Function
	128 - 255		Reset with 6 seconds
CH20	0 - 255	ZOOM	Zoom
CH21	0 - 127	ZOOM ROTATION	Index
	128 - 188		CW F>S
	189 - 194		Center
	195 - 255		CCW S>F
CH22	0 - 255	SHAPE SELECTION	*** see SHAPE sheet ***
CH23	0 - 255	SHAPE SPEED	Shape speed
CH24	0 - 255	SHAPE FADE	Shape fade
CH25	0 - 255	SHAPE R	Shape red
CH26	0 - 255	SHAPE G	Shape green
CH27	0 - 255	SHAPE B	Shape blue
CH28	0 - 255	SHAPE W	Shape white
CH29	0 - 255	SHAPE DIMMER	Shape dimmer
CH30	0 - 255	BCKGR DIMMER	Background dimmer
CH31	0 - 255	SHAPE TRANSITION	Shape transition
CH32	0 - 255	SHAPE OFFSET	Shape Offset
CH33	0 - 255	FRGR STROBE	Foreground strobe
CH34	0 - 255	BCKGR STROBE	Background strobe
CH35	0 - 255	BCKGR SELECT	Background select
CH36	0 - 255	RED 1	RED 1
CH37	0 - 255	GREEN 1	GREEN 1
CH38	0 - 255	BLUE 1	BLUE 1
CH39	0 - 255	RED 2	RED 2
CH40	0 - 255	GREEN 2	GREEN 2
CH41	0 - 255	BLUE 2	BLUE 2
CH42	0 - 255	RED 3	RED 3
CH43	0 - 255	GREEN 3	GREEN 3
CH44	0 - 255	BLUE 3	BLUE 3
CH45	0 - 255	RED 4	RED 4
CH46	0 - 255	GREEN 4	GREEN 4
CH47	0 - 255	BLUE 4	BLUE 4
CH48	0 - 255	RED 5	RED 5
CH49	0 - 255	GREEN 5	GREEN 5
CH50	0 - 255	BLUE 5	BLUE 5

CH51	0 - 255	RED 6	RED 6
CH52	0 - 255	GREEN 6	GREEN 6
CH53	0 - 255	BLUE 6	BLUE 6
CH54	0 - 255	RED 7	RED 7
CH55	0 - 255	GREEN 7	GREEN 7
CH56	0 - 255	BLUE 7	BLUE 7
CH57	0 - 255	RED 8	RED 8
CH58	0 - 255	GREEN 8	GREEN 8
CH59	0 - 255	BLUE 8	BLUE 8
CH60	0 - 255	RED 9	RED 9
CH61	0 - 255	GREEN 9	GREEN 9
CH62	0 - 255	BLUE 9	BLUE 9
CH63	0 - 255	RED 10	RED 10
CH64	0 - 255	GREEN 10	GREEN 10
CH65	0 - 255	BLUE 10	BLUE 10
CH66	0 - 255	RED 11	RED 11
CH67	0 - 255	GREEN 11	GREEN 11
CH68	0 - 255	BLUE 11	BLUE 11
CH69	0 - 255	RED 12	RED 12
CH70	0 - 255	GREEN 12	GREEN 12
CH71	0 - 255	BLUE 12	BLUE 12
CH72	0 - 255	RED 13	RED 13
CH73	0 - 255	GREEN 13	GREEN 13
CH74	0 - 255	BLUE 13	BLUE 13
CH75	0 - 255	RED 14	RED 14
CH76	0 - 255	GREEN 14	GREEN 14
CH77	0 - 255	BLUE 14	BLUE 14
CH78	0 - 255	RED 15	RED 15
CH79	0 - 255	GREEN 15	GREEN 15
CH80	0 - 255	BLUE 15	BLUE 15
CH81	0 - 255	RED 16	RED 16
CH82	0 - 255	GREEN 16	GREEN 16
CH83	0 - 255	BLUE 16	BLUE 16
CH84	0 - 255	RED 17	RED 17
CH85	0 - 255	GREEN 17	GREEN 17
CH86	0 - 255	BLUE 17	BLUE 17
CH87	0 - 255	RED 18	RED 18
CH88	0 - 255	GREEN 18	GREEN 18
CH89	0 - 255	BLUE 18	BLUE 18
CH90	0 - 255	RED 19	RED 19
CH91	0 - 255	GREEN 19	GREEN 19
CH92	0 - 255	BLUE 19	BLUE 19

## 97 channels mode

CH	VALUE	FUNCTION	DESCRIPTION
CH1	0 - 255	RED	Red dimmer
CH2	0 - 255	RED fine	Red fine dimmer
CH3	0 - 255	GREEN	Green dimmer
CH4	0 - 255	GREEN fine	Green fine dimmer
CH5	0 - 255	BLUE	Blue dimmer
CH6	0 - 255	BLUE fine	Blue fine dimmer
CH7	0 - 255	WHITE	White dimmer
CH8	0 - 255	WHITE fine	White fine dimmer
CH9	0 - 255	CTO	CTO
CH10	0 - 255	MACRO Color	** see MACRO sheet **
CH11	0 - 3	STROBE	Open
	4 - 103		Strobe F >S
	104 - 107		Open
	108 - 207		Burst F>S
	208 -212		Open
	213 - 251		RND F>S
	252 - 255		Open
CH12	0 - 255	DIMMER	0 – 100 linear dimmer
CH13	0 - 255	DIMMER fine	Dimmer fine control
CH14	0 - 255	PAN	PAN control
CH15	0 - 255	PAN fine	PAN fine control
CH16	0 - 255	TILT	TILT control
CH17	0 - 255	TILT fine	TILT fine control
CH18	0-255	EMPTY (NF)	Empty (NF)
CH19	0 - 127	RESET	No Function
	128 – 255		Reset with 6 seconds
CH20	0 – 255	ZOOM	Zoom
CH21	0 - 127	ZOOM ROTATION	Index
	128 - 188		CW F>S
	189 - 194		Center
	195 - 255		CCW S>F
CH22	0 - 255	RED 1	RED 1
CH23	0 - 255	GREEN 1	GREEN 1
CH24	0 - 255	BLUE 1	BLUE 1
CH25	0 - 255	WHITE 1	WHITE 1
CH26	0 - 255	RED 2	RED 2
CH27	0 - 255	GREEN 2	GREEN 2
CH28	0 - 255	BLUE 2	BLUE 2
CH29	0 - 255	WHITE 2	WHITE 2
CH30	0 - 255	RED 3	RED 3
CH31	0 - 255	GREEN 3	GREEN 3
CH32	0 - 255	BLUE 3	BLUE 3
CH33	0 - 255	WHITE 3	WHITE 3

CH34	0 - 255	RED 4	RED 4
CH35	0 - 255	GREEN 4	GREEN 4
CH36	0 - 255	BLUE 4	BLUE 4
CH37	0 - 255	WHITE 4	WHITE 4
CH38	0 - 255	RED 5	RED 5
CH39	0 - 255	GREEN 5	GREEN 5
CH40	0 - 255	BLUE 5	BLUE 5
CH41	0 - 255	WHITE 5	WHITE 5
CH42	0 - 255	RED 6	RED 6
CH43	0 - 255	GREEN 6	GREEN 6
CH44	0 - 255	BLUE 6	BLUE 6
CH45	0 - 255	WHITE 6	WHITE 6
CH46	0 - 255	RED 7	RED 7
CH47	0 - 255	GREEN 7	GREEN 7
CH48	0 - 255	BLUE 7	BLUE 7
CH49	0 - 255	WHITE 7	WHITE 7
CH50	0 - 255	RED 8	RED 8
CH51	0 - 255	GREEN 8	GREEN 8
CH52	0 - 255	BLUE 8	BLUE 8
CH53	0 - 255	WHITE 8	WHITE 8
CH54	0 - 255	RED 9	RED 9
CH55	0 - 255	GREEN 9	GREEN 9
CH56	0 - 255	BLUE 9	BLUE 9
CH57	0 - 255	WHITE 9	WHITE 9
CH58	0 - 255	RED 10	RED 10
CH59	0 - 255	GREEN 10	GREEN 10
CH60	0 - 255	BLUE 10	BLUE 10
CH61	0 - 255	WHITE 10	WHITE 10
CH62	0 - 255	RED 11	RED 11
CH63	0 - 255	GREEN 11	GREEN 11
CH64	0 - 255	BLUE 11	BLUE 11
CH65	0 - 255	WHITE 11	WHITE 11
CH66	0 - 255	RED 12	RED 12
CH67	0 - 255	GREEN 12	GREEN 12
CH68	0 - 255	BLUE 12	BLUE 12
CH69	0 - 255	WHITE 12	WHITE 12
CH70	0 - 255	RED 13	RED 13
CH71	0 - 255	GREEN 13	GREEN 13
CH72	0 - 255	BLUE 13	BLUE 13
CH73	0 - 255	WHITE 13	WHITE 13
CH74	0 - 255	RED 14	RED 14
CH75	0 - 255	GREEN 14	GREEN 14
CH76	0 - 255	BLUE 14	BLUE 14
CH77	0 - 255	WHITE 14	WHITE 14
CH78	0 - 255	RED 15	RED 15
CH79	0 - 255	GREEN 15	GREEN 15
CH80	0 - 255	BLUE 15	BLUE 15

CH81	0 - 255	WHITE 15	WHITE 15
CH82	0 - 255	RED 16	RED 16
CH83	0 - 255	GREEN 16	GREEN 16
CH84	0 - 255	BLUE 16	BLUE 16
CH85	0 - 255	WHITE 16	WHITE 16
CH86	0 - 255	RED 17	RED 17
CH87	0 - 255	GREEN 17	GREEN 17
CH88	0 - 255	BLUE 17	BLUE 17
CH89	0 - 255	WHITE 17	WHITE 17
CH90	0 - 255	RED 18	RED 18
CH91	0 - 255	GREEN 18	GREEN 18
CH92	0 - 255	BLUE 18	BLUE 18
CH93	0 - 255	WHITE 18	WHITE 18
CH94	0 - 255	RED 19	RED 19
CH95	0 - 255	GREEN 19	GREEN 19
CH96	0 - 255	BLUE 19	BLUE 19
CH97	0 - 255	WHITE 19	WHITE 19

**\*\* MACRO sheet \*\***

Description	Value
NO FUNCTION	0 - 8
WHITE	9 - 10
AQUAMARINE	11 - 13
FLUORESCENT	14 - 16
SOFT PINK	17 - 19
QUARTER CTO	20 - 22
LIGHT AQUA	23 - 25
PALE GOLD	26 - 28
ORANGE RED	29 - 31
LIGHT AMBER	32 - 34
AMBER	35 - 37
LIGHT GREEN	38 - 40
PALE ROSE	41 - 43
PALE SALMON	44- 46
SCARLET	47 - 49
MAGENTA	50 - 52
YELLOW GREEN	53 - 55
LIGHT BLUE	56 - 58
LIGHT FERN GREEN	59 - 61
RED	62 - 64
LIGHT SALMON	65 - 67
APRICOT	68 - 70
GOLD	71 - 73
PALE GOLD	74 - 79
MEDIUM GOLD	80 - 82

HALF CTO	83 - 85
FULL CTO	86 - 88
FERN GREEN	89 - 91
LIGHT BLUE	92 - 94
PINK	95 - 97
LIGHT PINK	98 - 100
SALMON	101 - 103
DARK SALMON	104 - 106
PALE ROSE	107 - 109
HOT PINK	110 - 115
LIGHT AMBER	116 - 118
FIRE	119 - 121
STRAW	122 - 124
BASTARD AMBER	125 - 127
LIGHT BASTARD AMBER	128 -130
BO	131 - 133
LIGHT ROSE	134 - 136
3300K	137 - 140
4000K	141 - 142
LIGHT INDIGO	143 - 145
YELLOW GREEN	146 - 148
INDIGO	149 - 151
GREEN	152 - 154
FLAME RED	155 - 157
PALE YELLOW	158 - 160
LAVENDER	161 - 163
GYPSY LAVENDER	164 - 166
LIGHT LAVENDER	167- 169

PRIMARY RED	170 - 172
5000K	173 - 175
5500K	176 - 178
6000K	179 - 181
6500K	182 - 184
7000K	185 - 187
4000K	188 - 190
4500K	191 - 193
4600K	194 - 196
4700K	197 - 199
LAVENDER 57	200 - 202
PALE LAVENDER	203 - 205
SURPRISE LAVENDER	206 - 208
SPECIAL LAVENDER	209- 211
LIGHT LILAC	212 – 220
GYPSY LILAC	221 - 223
WHISPERING LAVENDER	224 - 226
LUSCIOUS LILAC	227 - 229
RETRIEVER LAVENDER	230 - 238
BREATHLESS LAVENDER	239 - 241
SUBMISSIVE LAVENDER	242 - 244
LIGHT MAGENTA	245 - 247
RED DIFFUSION	248 - 250
DEEP MAGENTA	251 - 253
APOLLO ORANGE	254 - 255

STATIC FX 18	90
STATIC FX 19	95
STATIC FX 20	100
STATIC FX 21	105
STATIC FX 22	110
STATIC FX 23	115
STATIC FX 24	120
STATIC FX 25	125
STATIC FX 26	130
STATIC FX 27	135
STATIC FX 28	140
STATIC FX 29	145
STATIC FX 30	150

**\*\* STATIC FX sheet \*\***

Description	Value
NO SHAPE	0 - 4
STATIC FX 1	5 - 9
STATIC FX 2	10 - 14
STATIC FX 3	15 - 19
STATIC FX 4	20 - 24
STATIC FX 5	25 - 29
STATIC FX 6	30 - 34
STATIC FX 7	35 - 39
STATIC FX 8	40 - 44
STATIC FX 9	45
STATIC FX 10	50
STATIC FX 11	55
STATIC FX 12	60
STATIC FX 13	65
STATIC FX 14	70
STATIC FX 15	75
STATIC FX 16	80
STATIC FX 17	85

Description	Value
STATIC FX 31	155
STATIC FX 32	160
STATIC FX 33	165
STATIC FX 34	170
STATIC FX 35	175
STATIC FX 36	180
STATIC FX 37	185
STATIC FX 38	190
STATIC FX 39	195
STATIC FX 40	200
DYNAMIC 1 F>S	205
STATIC FX 41	216
DYNAMIC 2 S>F	229
DYNAMIC 3 F>S	240

DYNAMIC FX 23	71 - 73
DYNAMIC FX 24	74 - 76
DYNAMIC FX 25	77 - 79
DYNAMIC FX 26	80 - 82
DYNAMIC FX 27	83 - 85
DYNAMIC FX 28	86 - 88
DYNAMIC FX 29	89 - 91
DYNAMIC FX 30	92 - 94
DYNAMIC FX 31	95 - 97
DYNAMIC FX 32	98 - 100
DYNAMIC FX 33	101 - 103
DYNAMIC FX 34	104 - 106
DYNAMIC FX 35	107 - 109
DYNAMIC FX 36	110 - 112
DYNAMIC FX 37	113 - 115
DYNAMIC FX 38	116 - 118
DYNAMIC FX 39	119 - 121
DYNAMIC FX 40	122 - 124
DYNAMIC FX 41	125 - 127
DYNAMIC FX 42	128 - 130

**\*\* DYNAMIC FX sheet \*\***

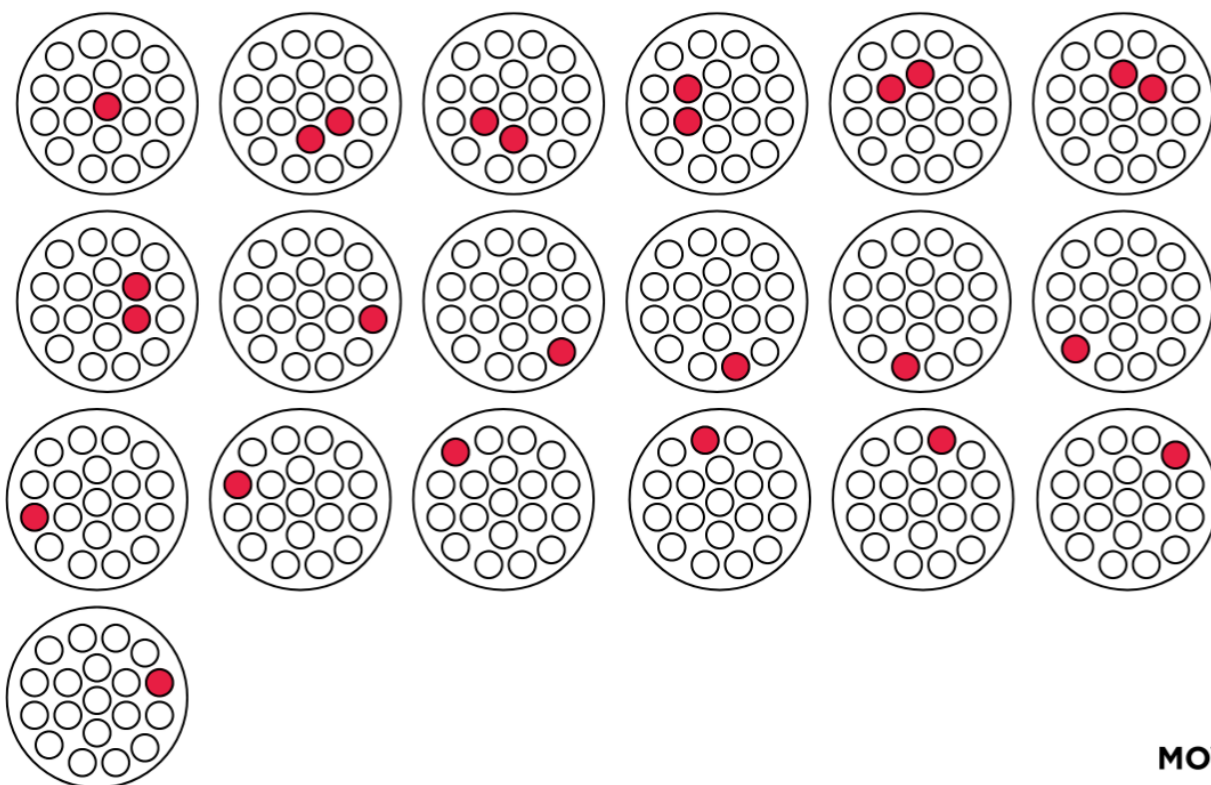
Description	Value
NO SHAPE	0 - 4
DYNAMIC FX 1	5 - 9
DYNAMIC FX 2	8 - 10
DYNAMIC FX 3	11 - 13
DYNAMIC FX 4	14 - 16
DYNAMIC FX 5	17 - 19
DYNAMIC FX 6	20 - 22
DYNAMIC FX 7	23 - 25
DYNAMIC FX 8	26 - 28
DYNAMIC FX 9	29 - 31
DYNAMIC FX 10	32 - 34
DYNAMIC FX 11	35 - 37
DYNAMIC FX 12	38 - 40
DYNAMIC FX 13	41 - 43
DYNAMIC FX 14	44 - 46
DYNAMIC FX 15	47 - 49
DYNAMIC FX 16	50 - 52
DYNAMIC FX 17	53 - 55
DYNAMIC FX 18	56 - 58
DYNAMIC FX 19	59 - 61
DYNAMIC FX 20	62 - 64
DYNAMIC FX 21	65 - 67
DYNAMIC FX 22	68 - 70

Description	Value
DYNAMIC FX 43	131 - 133
DYNAMIC FX 44	134 - 136
DYNAMIC FX 45	137 - 139
DYNAMIC FX 46	140 - 142
DYNAMIC FX 47	143 - 145
DYNAMIC FX 48	146 - 148
DYNAMIC FX 49	149 - 151
DYNAMIC FX 50	152 - 154
DYNAMIC FX 51	155 - 157
DYNAMIC FX 52	158 - 160
DYNAMIC FX 53	161 - 163
DYNAMIC FX 54	164 - 166
DYNAMIC FX 55	167 - 169
DYNAMIC FX 56	170 - 172
DYNAMIC FX 57	173 - 175
DYNAMIC FX 58	176 - 178
DYNAMIC FX 59	179 - 181
DYNAMIC FX 60	182 - 184
DYNAMIC FX 61	185 - 187
DYNAMIC FX 62	188 - 190
DYNAMIC FX 63	191 - 193
DYNAMIC FX 64	194 - 196
BLACKOUT	197 - 255

**\*\* SHAPE sheet \*\***

Description	Value
NO SHAPE	0 4
SHAPE 1	5- 10
SHAPE 2	11- 13
SHAPE 3	14 - 16
SHAPE 4	17 - 19
SHAPE 5	20 - 22
SHAPE 6	23 - 25
SHAPE 7	26 - 28
SHAPE 8	29 - 31
SHAPE 9	32 - 34
SHAPE 10	35 - 37
SHAPE 11	38 - 40
SHAPE 12	41 - 43
SHAPE 13	44 - 46
SHAPE 14	47 - 49
SHAPE 15	50 - 52
SHAPE 16	53 - 55
SHAPE 17	56 - 58
SHAPE 18	59 - 61
SHAPE 19	62 - 64
SHAPE 20	65 - 67
SHAPE 21	68 - 70
SHAPE 22	71 - 73
SHAPE 23	74 - 76

SHAPE 24	77 - 79
SHAPE 25	80 - 82
SHAPE 26	83 - 85
SHAPE 27	86 - 88
SHAPE 28	89 - 91
SHAPE 29	92 - 94
SHAPE 30	95 - 97
SHAPE 31	98 - 100
SHAPE 32	101 - 103
SHAPE 33	104 - 106
SHAPE 34	107 - 109
SHAPE 35	110 - 112
SHAPE 36	113 - 115
SHAPE 37	116 - 118
SHAPE 38	119 - 121
SHAPE 39	122 - 124
SHAPE 40	125 - 127
SHAPE 41	128 - 130
SHAPE 42	131 - 133
SHAPE 43	134 - 136
SHAPE 44	137 - 139
SHAPE 45	140 - 142
SHAPE 46	143 - 145
SHAPE 47	146 - 148
SHAPE 48	149 - 151
SHAPE 49	152 - 154
SHAPE 50	155 - 157
SHAPE 51	158 - 160
SHAPE 52	161 - 163
SHAPE 53	164 - 166
SHAPE 54	167 - 169
SHAPE 55	170 - 172
SHAPE 56	173 - 175
SHAPE 57	176 - 178
SHAPE 58	179 - 181
SHAPE 59	182 - 184
SHAPE 60	185 - 187
SHAPE 61	188 - 190
SHAPE 62	191 - 193
SHAPE 63	194 - 196
NO FUNCTION	197 - 255



**MOVILED 2854**

## CAUTIONS

### Prevention of electric shock

The electrical connection must only be carried out by qualified personal. Before installing, make sure you use the same power voltage marked in the MOVILED 2854 (90-240V/50-60Hz). Each device must be properly grounded and installed in accordance with the relevant standards. Don't use the device in a lightning storm or wet environment.

## To prevent burning of fire

1. Never install the device directly on the surface of ordinary combustible material.
2. The equipment must be installed away from inflammable and explosive materials.
3. Keep at least 0,5 m around the unit for ventilation purposes.
4. Do not place any object on the lens.
5. Do not replace with non-original spare parts. Contact your MARK dealer.

## Unpacking

**Note:** Before unpacking, check it for possible damage that might have occurred during transportation or not. If you find any damage, please do not use the unit, and contact the MARK dealer.

# TROUBLESHOOTING

This short guide is meant to help and try to solve simple problems. If they continue and the device cannot operate, please, don't try to repair it by yourself, return the device to your MARK dealer.

If a problem occurs, carry out the following steps in sequence until find the problem solved. If the light effect does not operate properly, refer servicing to a technician.

### No Light:

**Response:** Suspect two potential problem areas: the power supply or the LEDs.

- 1- Power supply. Check that the unit is plugged into an appropriate power supply.
- 2- Check if the fuse is not blown. If yes, change it with one that keeps the same technical features. If the fuse blows again, please, don't change it, contact the MARK technical service.
- 3- If all the above appears to be OK, plug the unit in again.
- 4- If you are unable to determine the cause of the problem, do not open the device, as this may damage the unit and the warranty will become void.
- 5- Return the device to your MARK dealer.

### No DMX:

**Response:** Suspect the DMX cable or connector, a controller wrong function, a previous light effect DMX in the chain.

- 1- Check the DMX settings. Make sure that DMX addresses are correct.
- 2- Check the DMX cable: Unplug the unit; change the DMX cable; then reconnect to electrical power. Try to use your DMX controller again.
- 3- Determine whether the controller or light effect is at fault. Does the controller operate properly with other DMX products? If not, take the unit to a qualified technician.

# INDICACIONES DE SEGURIDAD

1. Lea detenidamente las siguientes instrucciones y preste atención a éstas.
2. Guarde en un lugar seco y seguro este manual.
3. Siga una a una todas las instrucciones.
4. Respete las instrucciones de seguridad de su país cuando instale este dispositivo.
5. No use este dispositivo cerca del agua o zonas altamente húmedas. A la hora de limpiarlo, utilice un paño seco.
6. No instale el dispositivo cerca de ninguna fuente de calor o fuego tales como calefactores, estufas o incluso amplificadores que produzcan calor. Asegúrese de que, una vez instalado el dispositivo, esté en un lugar fresco y seco.
7. No obstruya ninguna de las salidas. Cuando instale el dispositivo hágalo tal y como lo indican estas instrucciones.
8. Proteja el cable de alimentación para no ser pisado o manipulado, particularmente en los conectores (mural y de entrada a la unidad).
9. Utilice únicamente accesorios especificados por MARK.
10. Desconecte el dispositivo si no va a ser utilizado durante largos periodos de tiempo.
11. El dispositivo será reparado por el servicio técnico oficial cuando esté dañado, el cable esté deteriorado o el conector estropeado, así como si el dispositivo ha entrado en contacto con líquidos o no opera correctamente.
12. Para desconectar totalmente la unidad de la red eléctrica principal, desconecte el cable de la toma mural. eléctrica.
13. El conector principal debe poder conectarse y desconectarse de la red eléctrica de manera fácil.
14. ATENCIÓN. Para reducir el riesgo de fuego o shock eléctrico, no exponga este dispositivo bajo la lluvia o la humedad.
15. No exponga este equipo a líquidos, ni salpicaduras, así como su ubicación cerca de recipientes o posibles fuentes con líquidos.
16. Si la unidad va a ser volada en un truss, por favor, siga las recomendaciones incluidas en este manual de usuario

# VISTA GENERAL

MOVILED 2854 es una cabeza móvil que incluye 19 LEDs RGBW 4 en 1 de 15W cada uno. Esta serie de brillantes LEDs permite obtener un rico espectro de colores mezclando R, G, B, W.

Sus motores de alta calidad ofrecen movimientos suaves en 8 y 16 bits con amplio desplazamiento. La interfaz de configuración tiene una pantalla con toda la información y botones para navegar a través de los menús, seleccionando parámetros tales como: Pan / Tilt reverse, inversión de pantalla, sensibilidad de audio o función de reinicio.

El dispositivo incluye varios modos DMX (21, 23, 35, 78, 92 y 97 canales) con movimientos básicos, dimerización independizada de los colores básicos (con función de mezcla) y función estrobo.

## Datos Técnicos:

Alimentación	100-240 V 50/60 Hz
Consumo	300 W
Fuente lumínica	19 x15W LEDs RGBW 4 en1
Dimmer	0-100. Ajuste lineal
Pan	540° 8-16 bit
Tilt	270° 8-16 bit
Ángulo del haz	Zoom 4°-60°
Canales DMX	21, 23, 35, 78, 92 y 97 canales
Modos	DMX 512 /Audio/Auto/Master-Slave
Conexión de entrada	3 pin XLR
Conexión de salida	3 pin XLR
Rango IP	20
Dimensiones (AnxAIxPr)	415 x 275 x 425 mm
Peso	14,95 Kg

## Características:

- Cabeza móvil que incluye 19 x 15W LEDs RGBW 4 en1.
- Pantalla e interfaz para funciones de ajuste.
- Inversión Pan / Tilt.
- Modos DMX: 21, 23, 35, 78, 92 y 97 canales

# INSTALACIÓN

Este producto sólo es adecuado para uso profesional. MOVILED 2854 está diseñado para uso en interiores, con un grado de protección IP20. Este dispositivo debe mantenerse seco para evitar la humedad, el sobrecalentamiento o el ambiente polvoriento. Asegúrese que la unidad no entre en contacto con agua o cualquier otro líquido.

MOVILED 2854 se puede colocar en una superficie plana y estable o en un soporte, pero el modo de funcionamiento común es el rigging en un sistema truss. Por favor, compruebe y siga las siguientes recomendaciones para un uso seguro de este dispositivo:

- El sistema de truss debe ser construido de tal manera que pueda soportar 10 veces el peso de todos los elementos de rigging durante 1 hora sin causar deformación.
- El sistema de fijación (abrazaderas o garras) debe ser capaz de soportar hasta 10 veces el peso del dispositivo.
- El dispositivo debe asegurarse siempre con un accesorio de seguridad, p. e. un cable de acero.
- El operador debe comprobar que la instalación cumple con las normas de seguridad y la instalación del dispositivo es aprobada por un experto en la materia.

## Conexión DMX

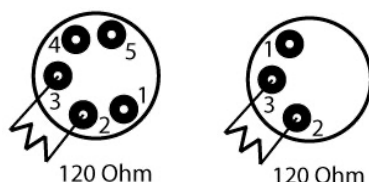
Para el conexionado DMX debe utilizar el cable de par trenzado blindado profesional. El cable de altavoz estándar no es fiable para controlar los datos a grandes distancias. El cable 24AWG es adecuado para distancias de hasta 300m, a partir de esta distancia se debe utilizar un amplificador de señal DMX.

No sobrecargue la conexión. Una conexión continua sólo puede soportar hasta 30 dispositivos. En todo caso se recomienda la utilización de un splitter DMX para distribuir la señal sin pérdida de integridad.

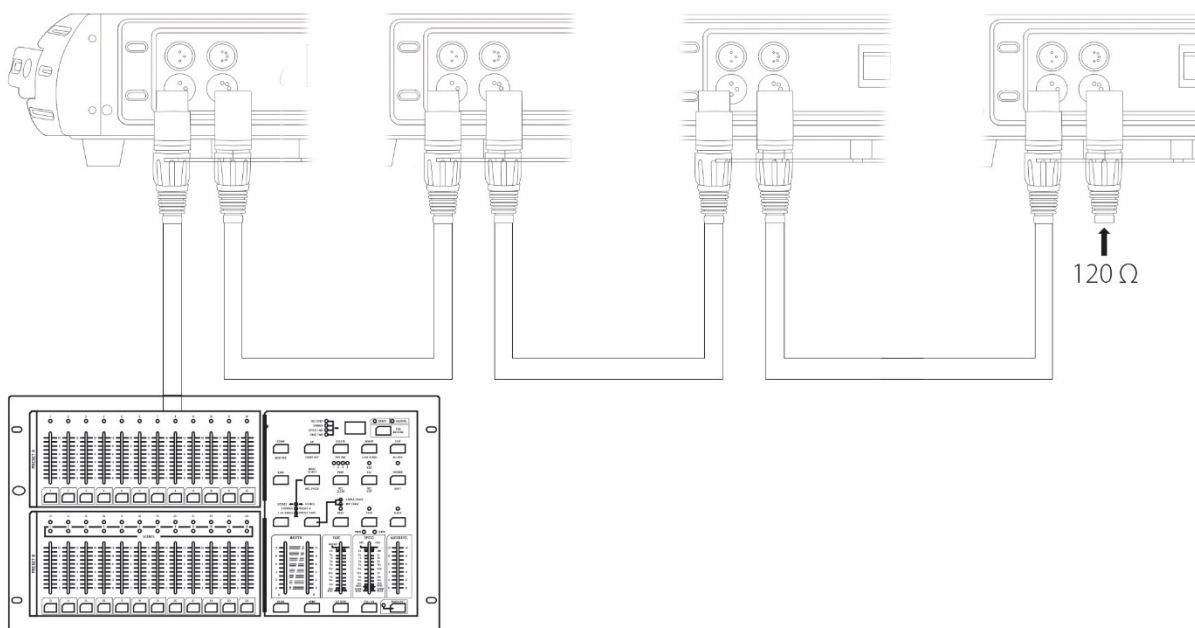
Conecte el terminal de entrada DMX512 al controlador. Después, conecte el terminal de salida al siguiente dispositivo. Repita el paso anterior para conectar otro dispositivo y así sucesivamente. Para evitar errores en el sistema, el último dispositivo de una cadena DMX debe estar equipado con una resistencia de terminación (120 Ohmios, 1/4 W).

## Ocupación de los pines

- Pin 1: Masa
- Pin 2: Pin -
- Pin 3: Pin +



Para conectar más de una unidad, siga el siguiente esquema. La salida de la primera unidad se conecta a la entrada de la siguiente y así sucesivamente, de esta manera es posible enviar la señal a todos los dispositivos de la cadena.



# USO AVANZADO

## PANEL DE CONTROL

MOVILED 2854 permite ser configurado de diferentes maneras, gracias a su panel y botones de selección.

Presione el botón MENU (una o varias veces) hasta llegar a la función deseada (según el siguiente cuadro), y presione ENTER para confirmar su selección. Utilice los botones UP y DOWN para navegar entre cada función para seleccionar el valor correcto. (Pulse ENTER para confirmar la configuración).

En la siguiente tabla se muestran todas las opciones para configurar el MOVILED 2854 en la interfaz del menú:

MAIN MENU	SUB MENU	VALUE	FUNCTION
Address		001-512	DMX MODE (SELECT STARTING CHANNEL)
Setting	Dis_Reve	Natu	DISPLAY WITHOUT ROTATION

		Revl	DISPLAY WITH 180° ROTATION	
Language		Engl	LANGUAGE ENGLISH	
		Chin	LANGUAGE CHINESE	
DMX Mode		21CH	DMX MODE WITH 21 CHANNELS	
		23CH	DMX MODE WITH 23 CHANNELS	
		35CH	DMX MODE WITH 35 CHANNELS	
		78CH	DMX MODE WITH 78 CHANNELS	
		92CH	DMX MODE WITH 92 CHANNELS	
		97CH	DMX MODE WITH 97 CHANNELS	
RunMode		DMX	START WITH DMX MODE	
		Musc	START WITH SOUND MODE	
		Auto	START WITH AUTO MODE	
M/SMode		Slve	SLAVE MODE	
		Mast	MASTER MODE	
DimmMode		Solw	DIMMER MODE SLOW	
		Norm	DIMMER MODE NORMAL	
		Fast	DIMMER MODE FAST	
Xreverse		Off	PAN WITH NORMAL DIRECTION	
		Open	PAN WITH REVERSED DIRECTION	
Yreverse		Off	TILT WITH NORMAL DIRECTION	
		Open	TILT WITH REVERSED DIRECTION	
XY Speed		Solw	P/T SPEED MODE SLOW	
		Norm	P/T SPEED MODE NORMAL	
		Fast	P/T SPEED MODE FAST	
XY Fback		Off		
		Open		
XY Fback		Off		
		Open		
SoundLevel		1-100%	SOUND MODE SENSITIVITY	
White SW		Off	RGBW LIMITER OFF	
		Open	RGBW LIMITER ON	
White R		000-255	RED LIMITER	
White G		000-255	GREEN LIMITER	
Nite W		000-255	BLUE LIMITER	
White W		000-255	WHITE LIMITER	
Manual	Red		000-255 RED DIMMER	
	RedFine		000-255 RED FINE DIMMER	
	Green		000-255 GREEN DIMMER	
	GreenFine		000-255 GREEN FINE DIMMER	
	Blue		000-255 GREEN DIMMER	
	BlueFine		000-255 BLUE FINE DIMMER	
	White		000-255 BLUE DIMMER	
	WhiteFine		000-255 BLUE FINE DIMMER	
	RGBW CTO		000-255 RGBW CTO DIMMER	
	Macro		000-255 ** MACRO sheet **	
	Strobe		000-003	OPEN
			004-103	STROBE (F >S)
			104-107	OPEN

		108-207	BURST (F>S)	
		208-212	OPEN	
		213-251	RANDOM (F>S)	
		252-255	OPEN	
	<b>Dimmer</b>	000-255	DIMMER	
	<b>DimmerFine</b>	000-255	DIMMER FINE	
	<b>Pan</b>	000-255	PAN	
	<b>PanFine</b>	000-255	PAN FINE	
	<b>Tilt</b>	000-255	TILT	
	<b>TiltFine</b>	000-255	TILT FINE	
	<b>Function</b>	000-255	EMPTY	
	Reset	000-255	RESET (3 SECONDS)	
	Focus	000-255	ZOOM	
	Focus Rot	0 - 127	ZOOM ROTATION FIXED	
		128 - 188	ZOOM ROTATION (F>S)	
		189 - 194	CENTER	
		195 - 255	ZOOM ROTATION (S>F)	
	Shape	000-255	** see SHAPE sheet **	
	Shape SP	000-255	SHAPE SPEED	
	Shape Fade	000-255	SHAPE FADE	
	Shape R	000-255	SHAPE RED	
	Shape G	000-255	SHAPE GREEN	
	Shape B	000-255	SHAPE BLUE	
	Shape W	000-255	SHAPE WHITE	
	Shape Dimr	000-255	SHAPE DIMMER	
	Back Dimr	000-255	BACKGROUND DIMMER	
	Shape Tran	000-255	SHAPE TRANSITION	
	Shape Offs	000-255	SHAPE OFFSET	
	ForeStrobe	000-255	FOREGROUND STROBE	
	BackStrobe	000-255	BACKGROUND STROBE	
	BackSelect	000-255	BACKGROUND SELECT	
	<b>Status</b>	All Time	0000-9999	TIME OF USE
		<b>LED link</b>	Natu	LED STATUS
MotherVer		V00X	SOFTWARE VERSION	
LED Ver		V00X	LED VERSION	
Focus Hall		Natu	FOCUS STATUS	
F Rot Hall		Natu	FOCUS ROTATION STATUS	
X FB		Natu	PAN STATUS	
Y FB		Natu	TILT STATUS	
TempSensor		Natu	TEMPERATURE LAMP STATUS	
<b>Tools</b>	CheckCod 1	0000-9999	FACTORY SETTINGS PASSWORD	
	Manager		FACTORY SETTINGS MODE	
	AllTime	Zero	SET TIME OF USE	
	Default	Deft	SET DEFAULT	
	Limit R	000-255	SET RED DIMMER	
	Limit G	000-255	SET RED DIMMER	
	Limit B	000-255	SET RED DIMMER	
	Limit W	000-255	SET RED DIMMER	

	X	000-255	SET PAN
	Y	000-255	SET TILT
	Focus	000-255	SET FOCUS
	Focus Rot	000-255	SET FOCUS ROTATION
DmxLevel	Red	000-255	RED DIMMER DMX VALUE
	RedFine	000-255	RED FINE DIMMER DMX VALUE
	Green	000-255	GREEN DIMMER DMX VALUE
	GreenFine	000-255	GREEN FINE DIMMER DMX VALUE
	Blue	000-255	GREEN DIMMER DMX VALUE
	BlueFine	000-255	BLUE FINE DIMMER DMX VALUE
	White	000-255	BLUE DIMMER DMX VALUE
	WhiteFine	000-255	BLUE FINE DIMMER DMX VALUE
	RGBW CTO	000-255	RGBW CTO DIMMER DMX VALUE
	Macro	000-255	MACRO COLOR DMX VALUE
	Strobe	000-255	STROBE DMX VALUE
	Dimmer	000-255	DIMMER DMX VALUE
	DimmerFine	000-255	DIMMER FINE DMX VALUE
	Pan	000-255	PAN DMX VALUE
	PanFine	000-255	PAN FINE DMX VALUE
	Tilt	000-255	TILT DMX VALUE
	TiltFine	000-255	TILT FINE DMX VALUE
	Function	000-255	EMPTY DMX VALUE
	Reset	000-255	RESET DMX VALUE
	Focus	000-255	ZOOM DMX VALUE
	Focus Rot	000-255	ZOOM ROTATION DMX VALUE
	Shape	000-255	SHAPE DMX VALUE
	Shape SP	000-255	SHAPE SPEED
	Shape Fade	000-255	SHAPE FADE
	Shape R	000-255	SHAPE RED
	Shape G	000-255	SHAPE GREEN
	Shape B	000-255	SHAPE BLUE
	Shape W	000-255	SHAPE WHITE
	Shape Dimr	000-255	SHAPE DIMMER
	Back Dimr	000-255	BACKGROUND DIMMER
	Shape Tran	000-255	SHAPE TRANSITION
	Shape Offs	000-255	SHAPE OFFSET
ForeStrobe	000-255	BACKGROUND STROBE	
BackStrobe	000-255	BACKGROUND STROBE	
BackSelect	000-255	BACKGROUND SELECT	
All Reset		Annu	NO FUNCTION
		Exec	EXECUTE THE ALL RESET

## MODOS DE CONTROL DMX

Las siguientes tablas muestran las diferentes asignaciones de canal para los modos DMX

## Modo de 21 canales

CH	VALUE	FUNCTION
CH1	0-255	RED DIMMER
CH2	0-255	RED FINE DIMMER
CH3	0-255	GREEN DIMMER
CH4	0-255	GREEN FINE DIMMER
CH5	0-255	BLUE DIMMER
CH6	0-255	BLUE FINE DIMMER
CH7	0-255	WHITE DIMMER
CH8	0-255	WHITE FINE DIMMER
CH9	0-255	CTO
CH10	0-255	** vea hoja MACRO **
CH11	0-3	OPEN
	4-103	STROBE (F > S)
	104-107	OPEN
	108-207	BURST (F > S)
	208-212	OPEN
	213-251	RANDOM (F > S)
CH12	252-255	OPEN
CH12	0-255	DIMMER
CH13	0-255	DIMMER FINE
CH14	0-255	PAN
CH15	0-255	PAN FINE
CH16	0-255	TILT
CH17	0-255	TILT FINE
CH18	0-255	EMPTY
CH19	0-127	NO FUNCTION
	128-255	RESET (6 SECONDS)
CH20	0-255	ZOOM
CH21	0-127	ZOOM ROTATION FIXED
	128-188	ZOOM ROTATION (F > S)
	189-194	CENTER
	195-255	ZOOM ROTATION (S > F)

## Modo de 23 canales

CH	VALUE	FUNCTION
CH1	0-255	PAN
CH2	0-255	PAN FINE
CH3	0-255	TILT
CH4	0-255	TILT FINE
CH5	0-255	P/T SPEED
CH6	0-255	ZOOM
CH7	0 - 127	ZOOM ROTATION FIXED
	128 - 188	ZOOM ROTATION (F > S)
	189 - 194	CENTER
	195 - 255	ZOOM ROTATION (S > F)

CH8	0-255	DIMMER
CH9	0-3	OPEN
	4-103	STROBE (F >S)
	104-107	OPEN
	108-207	BURST (F>S)
	208-212	OPEN
	213-251	RANDOM (F>S)
	252-255	OPEN
CH10	0-255	RED DIMMER
CH11	0-255	GREEN DIMMER
CH12	0-255	BLUE DIMMER
CH13	0-255	WHITE DIMMER
CH14	0-255	CTO
CH15	0-255	** vea hoja MACRO **
CH16	0-255	** vea hoja STATIC FX **
CH17	0-255	** vea hoja DYNAMIC FX **
CH18	0-255	DYNAMIC FX SPEED S>F
CH19	0-255	BACKGROUND RED DIMMER
CH20	0-255	BACKGROUND GREEN DIMMER
CH21	0-255	BACKGROUND BLUE DIMMER
CH22	0-255	BACKGROUND WHITE DIMMER
CH23	0-127	NO FUNCTION
	128-255	RESET (6 SECONDS)

### Modo de 35 canales

CH	VALUE	FUNCTION	DESCRIPTION
CH1	0 - 255	RED	Red dimmer
CH2	0 - 255	RED fine	Red fine dimmer
CH3	0 - 255	GREEN	Green dimmer
CH4	0 - 255	GREEN fine	Green fine dimmer
CH5	0 - 255	BLUE	Blue dimmer
CH6	0 - 255	BLUE fine	Blue fine dimmer
CH7	0 - 255	WHITE	White dimmer
CH8	0 - 255	WHITE fine	White fine dimmer
CH9	0 - 255	CTO	CTO
CH10	0 - 255	MACRO Color	** vea hoja MACRO **
CH11	0 - 3	STROBE	Open
	4 - 103		Strobe F >S
	104 - 107		Open
	108 - 207		Burst F>S
	208 - 212		Open
	213 - 251		RND F>S

	0 - 3		Open
CH12	0 - 255	DIMMER	0 - 100 linear dimmer
CH13	0 - 255	DIMMER fine	Dimmer fine control
CH14	0 - 255	PAN	PAN control
CH15	0 - 255	PAN fine	PAN fine control
CH16	0 - 255	TILT	TILT control
CH17	0 - 255	TILT fine	TILT fine control
CH18	0 - 255	EMPTY (NF)	Empty (NF)
CH19	0 - 127	RESET	No Function
	128 - 255		Reset with 6 seconds
CH20	0 - 255	ZOOM	Zoom
CH21	0 - 127	ZOOM ROTATION	Index
	128 - 188		CW F>S
	189 - 194		Center
	195 - 255		CCW S>F
CH22	0 - 255	SHAPE SELECTION	<b>** vea hoja SHAPE **</b>
CH23	0 - 255	SHAPE SPEED	Shape speed
CH24	0 - 255	SHAPE FADE	Shape fade
CH25	0 - 255	SHAPE R	Shape red
CH26	0 - 255	SHAPE G	Shape green
CH27	0 - 255	SHAPE B	Shape blue
CH28	0 - 255	SHAPE W	Shape white
CH29	0 - 255	SHAPE DIMMER	Shape dimmer
CH30	0 - 255	BCKGR DIMMER	Background dimmer
CH31	0 - 255	SHAPE TRANSITION	Shape transition
CH32	0 - 255	SHAPE OFFSET	Shape Offset
CH33	0 - 255	FRGR STROBE	Foreground strobe
CH34	0 - 255	BCKGR STROBE	Background strobe
CH35	0 - 255	BCKGR SELECT	Background select

#### Modo de 78 canales

CH	VALUE	FUNCTION	DESCRIPTION
CH1	0 - 255	RED	Red dimmer
CH2	0 - 255	RED fine	Red fine dimmer
CH3	0 - 255	GREEN	Green dimmer
CH4	0 - 255	GREEN fine	Green fine dimmer
CH5	0 - 255	BLUE	Blue dimmer
CH6	0 - 255	BLUE fine	Blue fine dimmer
CH7	0 - 255	WHITE	White dimmer
CH8	0 - 255	WHITE fine	White fine dimmer
CH9	0 - 255	CTO	CTO
CH10	0 - 255	MACRO Color	<b>** vea hoja MACRO **</b>
CH11	0 - 3	STROBE	Open
	4 - 103		Strobe F >S
	104 - 107		Open

	108 - 207		Burst F>S
	208 - 212		Open
	213 - 251		RND F>S
	252 - 255		Open
CH12	0 - 255	DIMMER	0 – 100 linear dimmer
CH13	0 - 255	DIMMER fine	Dimmer fine control
CH14	0 - 255	PAN	PAN control
CH15	0 - 255	PAN fine	PAN fine control
CH16	0 - 255	TILT	TILT control
CH17	0 - 255	TILT fine	TILT fine control
CH18	0 - 255	EMPTY (NF)	Empty (NF)
CH19	0 - 127	RESET	No Function
	128 - 255		Reset with 6 seconds
CH20	0 - 255	ZOOM	Zoom
CH21	0 - 127	ZOOM ROTATION	Index
	128 - 188		CW F>S
	189 - 194		Center
	195 - 255		CCW S>F
CH22	0 - 255	RED 1	RED 1
CH23	0 - 255	GREEN 1	GREEN 1
CH24	0 - 255	BLUE 1	BLUE 1
CH25	0 - 255	RED 2	RED 2
CH26	0 - 255	GREEN 2	GREEN 2
CH27	0 - 255	BLUE 2	BLUE 2
CH28	0 - 255	RED 3	RED 3
CH29	0 - 255	GREEN 3	GREEN 3
CH30	0 - 255	BLUE 3	BLUE 3
CH31	0 - 255	RED 4	RED 4
CH32	0 - 255	GREEN 4	GREEN 4
CH33	0 - 255	BLUE 4	BLUE 4
CH34	0 - 255	RED 5	RED 5
CH35	0 - 255	GREEN 5	GREEN 5
CH36	0 - 255	BLUE 5	BLUE 5
CH37	0 - 255	RED 6	RED 6
CH38	0 - 255	GREEN 6	GREEN 6
CH39	0 - 255	BLUE 6	BLUE 6
CH40	0 - 255	RED 7	RED 7
CH41	0 - 255	GREEN 7	GREEN 7
CH42	0 - 255	BLUE 7	BLUE 7
CH43	0 - 255	RED 8	RED 8
CH44	0 - 255	GREEN 8	GREEN 8
CH45	0 - 255	BLUE 8	BLUE 8
CH46	0 - 255	RED 9	RED 9
CH47	0 - 255	GREEN 9	GREEN 9
CH48	0 - 255	BLUE 9	BLUE 9
CH49	0 - 255	RED 10	RED 10
CH50	0 - 255	GREEN 10	GREEN 10

CH51	0 - 255	BLUE 10	BLUE 10
CH52	0 - 255	RED 11	RED 11
CH53	0 - 255	GREEN 11	GREEN 11
CH54	0 - 255	BLUE 11	BLUE 11
CH55	0 - 255	RED 12	RED 12
CH56	0 - 255	GREEN 12	GREEN 12
CH57	0 - 255	BLUE 12	BLUE 12
CH58	0 - 255	RED 13	RED 13
CH59	0 - 255	GREEN 13	GREEN 13
CH60	0 - 255	BLUE 13	BLUE 13
CH61	0 - 255	RED 14	RED 14
CH62	0 - 255	GREEN 14	GREEN 14
CH63	0 - 255	BLUE 14	BLUE 14
CH64	0 - 255	RED 15	RED 15
CH65	0 - 255	GREEN 15	GREEN 15
CH66	0 - 255	BLUE 15	BLUE 15
CH67	0 - 255	RED 16	RED 16
CH68	0 - 255	GREEN 16	GREEN 16
CH69	0 - 255	BLUE 16	BLUE 16
CH70	0 - 255	RED 17	RED 17
CH71	0 - 255	GREEN 17	GREEN 17
CH72	0 - 255	BLUE 17	BLUE 17
CH73	0 - 255	RED 18	RED 18
CH74	0 - 255	GREEN 18	GREEN 18
CH75	0 - 255	BLUE 18	BLUE 18
CH76	0 - 255	RED 19	RED 19
CH77	0 - 255	GREEN 19	GREEN 19
CH78	0 - 255	BLUE 19	BLUE 19

#### Modo de 92 canales

CH	VALUE	FUNCTION	DESCRIPTION
CH1	0 - 255	RED	Red dimmer
CH2	0 - 255	RED fine	Red fine dimmer
CH3	0 - 255	GREEN	Green dimmer
CH4	0 - 255	GREEN fine	Green fine dimmer
CH5	0 - 255	BLUE	Blue dimmer
CH6	0 - 255	BLUE fine	Blue fine dimmer
CH7	0 - 255	WHITE	White dimmer
CH8	0 - 255	WHITE fine	White fine dimmer
CH9	0 - 255	CTO	CTO
CH10	0 - 255	MACRO Color	** vea hoja MACRO **
CH11	0 - 3	STROBE	Open
	4 - 103		Strobe F >S
	104 - 107		Open
	108 - 207		Burst F>S
	208 -212		Open

	213 - 251		RND F>S
	252 - 255		Open
CH12	0 - 255	DIMMER	0 – 100 linear dimmer
CH13	0 - 255	DIMMER fine	Dimmer fine control
CH14	0 - 255	PAN	PAN control
CH15	0 - 255	PAN fine	PAN fine control
CH16	0 - 255	TILT	TILT control
CH17	0 - 255	TILT fine	TILT fine control
CH18	0 - 255	EMPTY (NF)	Empty (NF)
CH19	0 - 127	RESET	No Function
	128 - 255		Reset with 6 seconds
CH20	0 - 255	ZOOM	Zoom
CH21	0 - 127	ZOOM ROTATION	Index
	128 - 188		CW F>S
	189 - 194		Center
	195 - 255		CCW S>F
CH22	0 - 255	SHAPE SELECTION	<b>** vea hoja SHAPE **</b>
CH23	0 - 255	SHAPE SPEED	Shape speed
CH24	0 - 255	SHAPE FADE	Shape fade
CH25	0 - 255	SHAPE R	Shape red
CH26	0 - 255	SHAPE G	Shape green
CH27	0 - 255	SHAPE B	Shape blue
CH28	0 - 255	SHAPE W	Shape white
CH29	0 - 255	SHAPE DIMMER	Shape dimmer
CH30	0 - 255	BCKGR DIMMER	Background dimmer
CH31	0 - 255	SHAPE TRANSITION	Shape transition
CH32	0 - 255	SHAPE OFFSET	Shape Offset
CH33	0 - 255	FRGR STROBE	Foreground strobe
CH34	0 - 255	BCKGR STROBE	Background strobe
CH35	0 - 255	BCKGR SELECT	Background select
CH36	0 - 255	RED 1	RED 1
CH37	0 - 255	GREEN 1	GREEN 1
CH38	0 - 255	BLUE 1	BLUE 1
CH39	0 - 255	RED 2	RED 2
CH40	0 - 255	GREEN 2	GREEN 2
CH41	0 - 255	BLUE 2	BLUE 2
CH42	0 - 255	RED 3	RED 3
CH43	0 - 255	GREEN 3	GREEN 3
CH44	0 - 255	BLUE 3	BLUE 3
CH45	0 - 255	RED 4	RED 4
CH46	0 - 255	GREEN 4	GREEN 4
CH47	0 - 255	BLUE 4	BLUE 4
CH48	0 - 255	RED 5	RED 5
CH49	0 - 255	GREEN 5	GREEN 5
CH50	0 - 255	BLUE 5	BLUE 5
CH51	0 - 255	RED 6	RED 6

CH52	0 - 255	GREEN 6	GREEN 6
CH53	0 - 255	BLUE 6	BLUE 6
CH54	0 - 255	RED 7	RED 7
CH55	0 - 255	GREEN 7	GREEN 7
CH56	0 - 255	BLUE 7	BLUE 7
CH57	0 - 255	RED 8	RED 8
CH58	0 - 255	GREEN 8	GREEN 8
CH59	0 - 255	BLUE 8	BLUE 8
CH60	0 - 255	RED 9	RED 9
CH61	0 - 255	GREEN 9	GREEN 9
CH62	0 - 255	BLUE 9	BLUE 9
CH63	0 - 255	RED 10	RED 10
CH64	0 - 255	GREEN 10	GREEN 10
CH65	0 - 255	BLUE 10	BLUE 10
CH66	0 - 255	RED 11	RED 11
CH67	0 - 255	GREEN 11	GREEN 11
CH68	0 - 255	BLUE 11	BLUE 11
CH69	0 - 255	RED 12	RED 12
CH70	0 - 255	GREEN 12	GREEN 12
CH71	0 - 255	BLUE 12	BLUE 12
CH72	0 - 255	RED 13	RED 13
CH73	0 - 255	GREEN 13	GREEN 13
CH74	0 - 255	BLUE 13	BLUE 13
CH75	0 - 255	RED 14	RED 14
CH76	0 - 255	GREEN 14	GREEN 14
CH77	0 - 255	BLUE 14	BLUE 14
CH78	0 - 255	RED 15	RED 15
CH79	0 - 255	GREEN 15	GREEN 15
CH80	0 - 255	BLUE 15	BLUE 15
CH81	0 - 255	RED 16	RED 16
CH82	0 - 255	GREEN 16	GREEN 16
CH83	0 - 255	BLUE 16	BLUE 16
CH84	0 - 255	RED 17	RED 17
CH85	0 - 255	GREEN 17	GREEN 17
CH86	0 - 255	BLUE 17	BLUE 17
CH87	0 - 255	RED 18	RED 18
CH88	0 - 255	GREEN 18	GREEN 18
CH89	0 - 255	BLUE 18	BLUE 18
CH90	0 - 255	RED 19	RED 19
CH91	0 - 255	GREEN 19	GREEN 19
CH92	0 - 255	BLUE 19	BLUE 19

#### Modo de 97 canales

CH	VALUE	FUNCTION	DESCRIPTION
CH1	0 - 255	RED	Red dimmer
CH2	0 - 255	RED fine	Red fine dimmer

CH3	0 - 255	GREEN	Green dimmer
CH4	0 - 255	GREEN fine	Green fine dimmer
CH5	0 - 255	BLUE	Blue dimmer
CH6	0 - 255	BLUE fine	Blue fine dimmer
CH7	0 - 255	WHITE	White dimmer
CH8	0 - 255	WHITE fine	White fine dimmer
CH9	0 - 255	CTO	CTO
CH10	0 - 255	MACRO Color	** vea hoja MACRO **
CH11	0 - 3	STROBE	Open
	4 - 103		Strobe F >S
	104 - 107		Open
	108 - 207		Burst F>S
	208 -212		Open
	213 - 251		RND F>S
	252 - 255		Open
CH12	0 - 255	DIMMER	0 – 100 linear dimmer
CH13	0 - 255	DIMMER fine	Dimmer fine control
CH14	0 - 255	PAN	PAN control
CH15	0 - 255	PAN fine	PAN fine control
CH16	0 - 255	TILT	TILT control
CH17	0 - 255	TILT fine	TILT fine control
CH18	0-255	EMPTY (NF)	Empty (NF)
CH19	0 - 127	RESET	No Function
	128 - 255		Reset with 6 seconds
CH20	0 – 255	ZOOM	Zoom
CH21	0 - 127	ZOOM ROTATION	Index
	128 - 188		CW F>S
	189 - 194		Center
	195 - 255		CCW S>F
CH22	0 - 255	RED 1	RED 1
CH23	0 - 255	GREEN 1	GREEN 1
CH24	0 - 255	BLUE 1	BLUE 1
CH25	0 - 255	WHITE 1	WHITE 1
CH26	0 - 255	RED 2	RED 2
CH27	0 - 255	GREEN 2	GREEN 2
CH28	0 - 255	BLUE 2	BLUE 2
CH29	0 - 255	WHITE 2	WHITE 2
CH30	0 - 255	RED 3	RED 3
CH31	0 - 255	GREEN 3	GREEN 3
CH32	0 - 255	BLUE 3	BLUE 3
CH33	0 - 255	WHITE 3	WHITE 3
CH34	0 - 255	RED 4	RED 4
CH35	0 - 255	GREEN 4	GREEN 4
CH36	0 - 255	BLUE 4	BLUE 4
CH37	0 - 255	WHITE 4	WHITE 4
CH38	0 - 255	RED 5	RED 5
CH39	0 - 255	GREEN 5	GREEN 5

CH40	0 - 255	BLUE 5	BLUE 5
CH41	0 - 255	WHITE 5	WHITE 5
CH42	0 - 255	RED 6	RED 6
CH43	0 - 255	GREEN 6	GREEN 6
CH44	0 - 255	BLUE 6	BLUE 6
CH45	0 - 255	WHITE 6	WHITE 6
CH46	0 - 255	RED 7	RED 7
CH47	0 - 255	GREEN 7	GREEN 7
CH48	0 - 255	BLUE 7	BLUE 7
CH49	0 - 255	WHITE 7	WHITE 7
CH50	0 - 255	RED 8	RED 8
CH51	0 - 255	GREEN 8	GREEN 8
CH52	0 - 255	BLUE 8	BLUE 8
CH53	0 - 255	WHITE 8	WHITE 8
CH54	0 - 255	RED 9	RED 9
CH55	0 - 255	GREEN 9	GREEN 9
CH56	0 - 255	BLUE 9	BLUE 9
CH57	0 - 255	WHITE 9	WHITE 9
CH58	0 - 255	RED 10	RED 10
CH59	0 - 255	GREEN 10	GREEN 10
CH60	0 - 255	BLUE 10	BLUE 10
CH61	0 - 255	WHITE 10	WHITE 10
CH62	0 - 255	RED 11	RED 11
CH63	0 - 255	GREEN 11	GREEN 11
CH64	0 - 255	BLUE 11	BLUE 11
CH65	0 - 255	WHITE 11	WHITE 11
CH66	0 - 255	RED 12	RED 12
CH67	0 - 255	GREEN 12	GREEN 12
CH68	0 - 255	BLUE 12	BLUE 12
CH69	0 - 255	WHITE 12	WHITE 12
CH70	0 - 255	RED 13	RED 13
CH71	0 - 255	GREEN 13	GREEN 13
CH72	0 - 255	BLUE 13	BLUE 13
CH73	0 - 255	WHITE 13	WHITE 13
CH74	0 - 255	RED 14	RED 14
CH75	0 - 255	GREEN 14	GREEN 14
CH76	0 - 255	BLUE 14	BLUE 14
CH77	0 - 255	WHITE 14	WHITE 14
CH78	0 - 255	RED 15	RED 15
CH79	0 - 255	GREEN 15	GREEN 15
CH80	0 - 255	BLUE 15	BLUE 15
CH81	0 - 255	WHITE 15	WHITE 15
CH82	0 - 255	RED 16	RED 16
CH83	0 - 255	GREEN 16	GREEN 16
CH84	0 - 255	BLUE 16	BLUE 16
CH85	0 - 255	WHITE 16	WHITE 16
CH86	0 - 255	RED 17	RED 17

CH87	0 - 255	GREEN 17	GREEN 17
CH88	0 - 255	BLUE 17	BLUE 17
CH89	0 - 255	WHITE 17	WHITE 17
CH90	0 - 255	RED 18	RED 18
CH91	0 - 255	GREEN 18	GREEN 18
CH92	0 - 255	BLUE 18	BLUE 18
CH93	0 - 255	WHITE 18	WHITE 18
CH94	0 - 255	RED 19	RED 19
CH95	0 - 255	GREEN 19	GREEN 19
CH96	0 - 255	BLUE 19	BLUE 19
CH97	0 - 255	WHITE 19	WHITE 19

**\*\* hoja MACRO \*\***

Description	Value
NO FUNCTION	0 - 8
WHITE	9 - 10
AQUAMARINE	11 - 13
FLUORESCENT	14 - 16
SOFT PINK	17 - 19
QUARTER CTO	20 - 22
LIGHT AQUA	23 - 25
PALE GOLD	26 - 28
ORANGE RED	29 - 31
LIGHT AMBER	32 - 34
AMBER	35 - 37
LIGHT GREEN	38 - 40
PALE ROSE	41 - 43
PALE SALMON	44 - 46
SCARLET	47 - 49
MAGENTA	50 - 52
YELLOW GREEN	53 - 55
LIGHT BLUE	56 - 58
LIGHT FERN GREEN	59 - 61
RED	62 - 64
LIGHT SALMON	65 - 67
APRICOT	68 - 70
GOLD	71 - 73
PALE GOLD	74 - 79
MEDIUM GOLD	80 - 82
HALF CTO	83 - 85
FULL CTO	86 - 88
FERN GREEN	89 - 91
LIGHT BLUE	92 - 94
PINK	95 - 97
LIGHT PINK	98 - 100
SALMON	101 - 103

<b>DARK SALMON</b>	<b>104 - 106</b>
<b>PALE ROSE</b>	<b>107 - 109</b>
<b>HOT PINK</b>	<b>110 - 115</b>
<b>LIGHT AMBER</b>	<b>116 - 118</b>
<b>FIRE</b>	<b>119 - 121</b>
<b>STRAW</b>	<b>122 - 124</b>
<b>BASTARD AMBER</b>	<b>125 - 127</b>
<b>LIGHT BASTARD AMBER</b>	<b>128 -130</b>
<b>BO</b>	<b>131 - 133</b>
<b>LIGHT ROSE</b>	<b>134 - 136</b>
<b>3300K</b>	<b>137 – 140</b>
<b>4000K</b>	<b>141 - 142</b>
<b>LIGHT INDIGO</b>	<b>143 - 145</b>
<b>YELLOW GREEN</b>	<b>146 - 148</b>
<b>INDIGO</b>	<b>149 - 151</b>
<b>GREEN</b>	<b>152 - 154</b>
<b>FLAME RED</b>	<b>155 - 157</b>
<b>PALE YELLOW</b>	<b>158 - 160</b>
<b>LAVENDER</b>	<b>161 - 163</b>
<b>GYPSY LAVENDER</b>	<b>164 - 166</b>
<b>LIGHT LAVENDER</b>	<b>167- 169</b>
<b>PRIMARY RED</b>	<b>170 - 172</b>
<b>5000K</b>	<b>173 - 175</b>
<b>5500K</b>	<b>176 - 178</b>
<b>6000K</b>	<b>179 - 181</b>
<b>6500K</b>	<b>182 - 184</b>
<b>7000K</b>	<b>185 - 187</b>
<b>4000K</b>	<b>188 - 190</b>
<b>4500K</b>	<b>191 - 193</b>
<b>4600K</b>	<b>194 - 196</b>
<b>4700K</b>	<b>197 - 199</b>
<b>LAVENDER 57</b>	<b>200 - 202</b>
<b>PALE LAVENDER</b>	<b>203 - 205</b>
<b>SURPRISE LAVENDER</b>	<b>206 - 208</b>
<b>SPECIAL LAVENDER</b>	<b>209- 211</b>
<b>LIGHT LILAC</b>	<b>212 – 220</b>
<b>GYPSY LILAC</b>	<b>221 - 223</b>
<b>WHISPERING LAVENDER</b>	<b>224 - 226</b>
<b>LUSCIOUS LILAC</b>	<b>227 - 229</b>
<b>RETRIEVER LAVENDER</b>	<b>230 - 238</b>
<b>BREATHLESS LAVENDER</b>	<b>239 - 241</b>
<b>SUBMISSIVE LAVENDER</b>	<b>242 - 244</b>
<b>LIGHT MAGENTA</b>	<b>245 - 247</b>
<b>RED DIFFUSION</b>	<b>248 - 250</b>
<b>DEEP MAGENTA</b>	<b>251 - 253</b>
<b>APOLLO ORANGE</b>	<b>254 - 255</b>

**\*\* hoja STATIC FX \*\***

Description	Value
NO SHAPE	0 - 4
STATIC FX 1	5 - 9
STATIC FX 2	10 - 14
STATIC FX 3	15 - 19
STATIC FX 4	20 - 24
STATIC FX 5	25 - 29
STATIC FX 6	30 - 34
STATIC FX 7	35 - 39
STATIC FX 8	40 - 44
STATIC FX 9	45
STATIC FX 10	50
STATIC FX 11	55
STATIC FX 12	60
STATIC FX 13	65
STATIC FX 14	70
STATIC FX 15	75
STATIC FX 16	80
STATIC FX 17	85
STATIC FX 18	90
STATIC FX 19	95
STATIC FX 20	100
STATIC FX 21	105
STATIC FX 22	110
STATIC FX 23	115
STATIC FX 24	120
STATIC FX 25	125
STATIC FX 26	130
STATIC FX 27	135
STATIC FX 28	140
STATIC FX 29	145
STATIC FX 30	150
STATIC FX 31	155
STATIC FX 32	160
STATIC FX 33	165
STATIC FX 34	170
STATIC FX 35	175
STATIC FX 36	180
STATIC FX 37	185
STATIC FX 38	190
STATIC FX 39	195
STATIC FX 40	200
DYNAMIC 1 F>S	205
STATIC FX 41	216
DYNAMIC 2 S>F	229
DYNAMIC 3 F>S	240

**\*\* hoja DYNAMIC FX \*\***

Description	Value
NO SHAPE	0 - 4
DYNAMIC FX 1	5 - 9
DYNAMIC FX 2	8 - 10
DYNAMIC FX 3	11 - 13
DYNAMIC FX 4	14 - 16
DYNAMIC FX 5	17 - 19
DYNAMIC FX 6	20 - 22
DYNAMIC FX 7	23 - 25
DYNAMIC FX 8	26 - 28
DYNAMIC FX 9	29 - 31
DYNAMIC FX 10	32 - 34
DYNAMIC FX 11	35 - 37
DYNAMIC FX 12	38 - 40
DYNAMIC FX 13	41 - 43
DYNAMIC FX 14	44 - 46
DYNAMIC FX 15	47 - 49
DYNAMIC FX 16	50 - 52
DYNAMIC FX 17	53 - 55
DYNAMIC FX 18	56 - 58
DYNAMIC FX 19	59 - 61
DYNAMIC FX 20	62 - 64
DYNAMIC FX 21	65 - 67
DYNAMIC FX 22	68 - 70
DYNAMIC FX 23	71 - 73
DYNAMIC FX 24	74 - 76
DYNAMIC FX 25	77 - 79
DYNAMIC FX 26	80 - 82
DYNAMIC FX 27	83 - 85
DYNAMIC FX 28	86 - 88
DYNAMIC FX 29	89 - 91
DYNAMIC FX 30	92 - 94
DYNAMIC FX 31	95 - 97
DYNAMIC FX 32	98 - 100
DYNAMIC FX 33	101 - 103
DYNAMIC FX 34	104 - 106
DYNAMIC FX 35	107 - 109
DYNAMIC FX 36	110 - 112
DYNAMIC FX 37	113 - 115
DYNAMIC FX 38	116 - 118

DYNAMIC FX 39	119 - 121
DYNAMIC FX 40	122 - 124
DYNAMIC FX 41	125 - 127
DYNAMIC FX 42	128 - 130

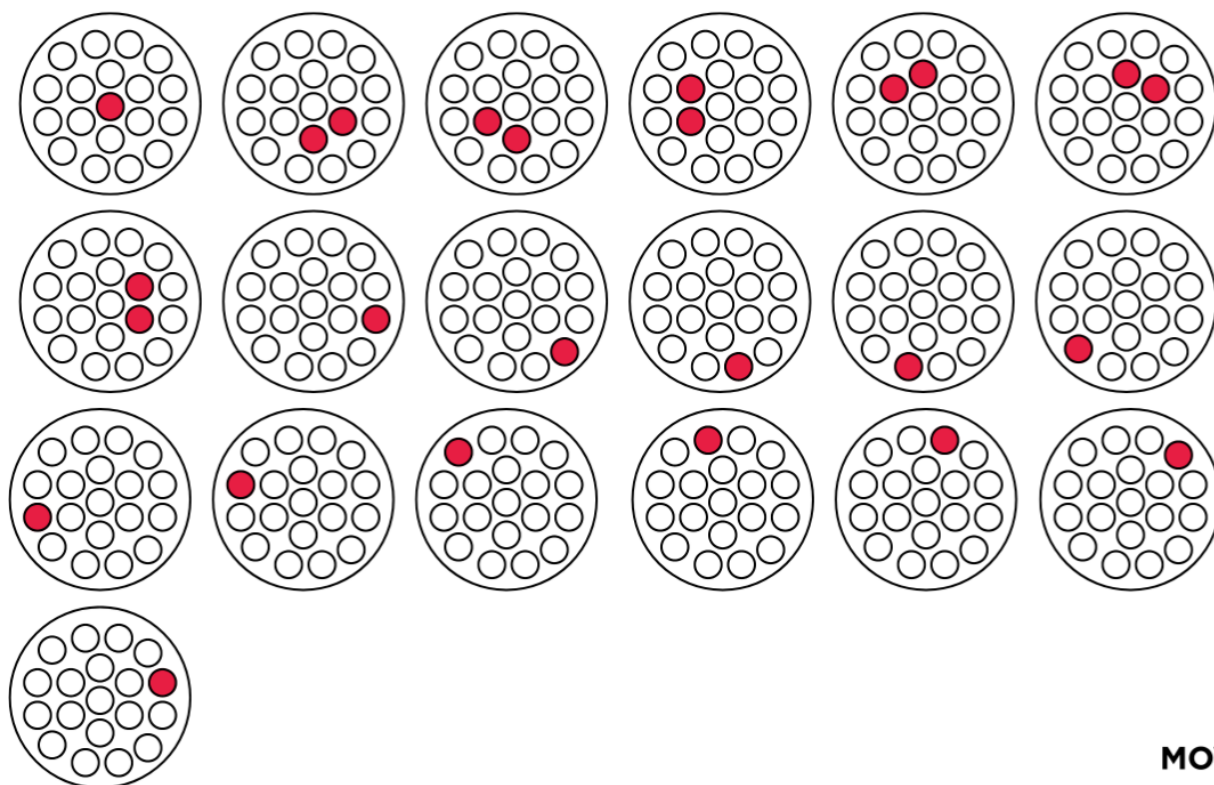
Description	Value
DYNAMIC FX 43	131 - 133
DYNAMIC FX 44	134 - 136
DYNAMIC FX 45	137 - 139
DYNAMIC FX 46	140 - 142
DYNAMIC FX 47	143 - 145
DYNAMIC FX 48	146 - 148
DYNAMIC FX 49	149 - 151
DYNAMIC FX 50	152 - 154
DYNAMIC FX 51	155 - 157
DYNAMIC FX 52	158 - 160
DYNAMIC FX 53	161 - 163
DYNAMIC FX 54	164 - 166
DYNAMIC FX 55	167 - 169
DYNAMIC FX 56	170 - 172
DYNAMIC FX 57	173 - 175
DYNAMIC FX 58	176 - 178
DYNAMIC FX 59	179 - 181
DYNAMIC FX 60	182 - 184
DYNAMIC FX 61	185 - 187
DYNAMIC FX 62	188 - 190
DYNAMIC FX 63	191 - 193
DYNAMIC FX 64	194 - 196
BLACKOUT	197 - 255

**\*\* hoja SHAPE \*\***

Description	Value
NO SHAPE	0 4
SHAPE 1	5- 10
SHAPE 2	11- 13
SHAPE 3	14 - 16
SHAPE 4	17 - 19
SHAPE 5	20 - 22
SHAPE 6	23 - 25
SHAPE 7	26 - 28
SHAPE 8	29 - 31
SHAPE 9	32 - 34
SHAPE 10	35 - 37
SHAPE 11	38 - 40
SHAPE 12	41 - 43

SHAPE 13	44 - 46
SHAPE 14	47 - 49
SHAPE 15	50 - 52
SHAPE 16	53 - 55
SHAPE 17	56 - 58
SHAPE 18	59 - 61
SHAPE 19	62 - 64
SHAPE 20	65 - 67
SHAPE 21	68 - 70
SHAPE 22	71 - 73
SHAPE 23	74 - 76
SHAPE 24	77 - 79
SHAPE 25	80 - 82
SHAPE 26	83 - 85
SHAPE 27	86 - 88
SHAPE 28	89 - 91
SHAPE 29	92 - 94
SHAPE 30	95 - 97
SHAPE 31	98 - 100
SHAPE 32	101 - 103
SHAPE 33	104 - 106
SHAPE 34	107 - 109
SHAPE 35	110 - 112
SHAPE 36	113 - 115
SHAPE 37	116 - 118
SHAPE 38	119 - 121
SHAPE 39	122 - 124
SHAPE 40	125 - 127
SHAPE 41	128 - 130
SHAPE 42	131 - 133
SHAPE 43	134 - 136
SHAPE 44	137 - 139
SHAPE 45	140 - 142
SHAPE 46	143 - 145
SHAPE 47	146 - 148
SHAPE 48	149 - 151
SHAPE 49	152 - 154
SHAPE 50	155 - 157
SHAPE 51	158 - 160
SHAPE 52	161 - 163
SHAPE 53	164 - 166
SHAPE 54	167 - 169
SHAPE 55	170 - 172
SHAPE 56	173 - 175
SHAPE 57	176 - 178
SHAPE 58	179 - 181
SHAPE 59	182 - 184

SHAPE 60	185 - 187
SHAPE 61	188 - 190
SHAPE 62	191 - 193
SHAPE 63	194 - 196
NO FUNCTION	197 - 255



**MOVILED 2854**

## PRECAUCIONES

### Prevención frente a shock eléctrico

La conexión eléctrica al dispositivo debe ser realizada por personal cualificado. Antes de instalar, asegúrese de conectarla a una red eléctrica que trabaje bajo los mismos parámetros que MOVILED

2854 (90-240V/50-60Hz). Cada dispositivo debe ser adecuadamente conectado a una toma de tierra de acuerdo con las normas establecidas. No use la unidad durante una tormenta eléctrica.

### Prevención frente incendios

1. Nunca instale el dispositivo cerca de una fuente de combustión.
2. El equipo debe instalarse lejos de materiales inflamables y explosivos.
3. Deje al menos 0,5 m alrededor de la unidad para su ventilación.
4. No cubra la lente.
5. Si cambia alguna de las partes del dispositivo hágalo siempre con repuestos originales. Para ello contacte a su proveedor MARK.

### Desempaquetado

Nota: Antes de desembalar compruebe si ha habido daños y se han debido al transporte o no. Si encuentra algún daño, no utilice este dispositivo y póngase en contacto con el distribuidor de MARK.

## POSIBLES PROBLEMAS Y SOLUCIÓN

Esta guía pretende ayudar a resolver problemas simples y comunes que pueden aparecer en el uso del dispositivo. Si los problemas persisten, no intente abrir y reparar la unidad por sí solo, contacte con su distribuidor más cercano y devuélvalo para su reparación.

Si el dispositivo tiene un problema, siga los siguientes puntos hasta que lo encuentre y pueda solucionarlo. Si la iluminación no funciona correctamente, envíe el dispositivo al servicio técnico MARK.

Si no responde el protocolo DMX:

Posibles problemas: Verifique que el cable de conexión DMX está correctamente insertado en el dispositivo, verifique que el propio cable no está defectuoso o que el controlador funciona correctamente.

- 1- Verifique las características DMX y que la dirección asignada es correcta.
- 2- Verifique el cable DMX: Desinstale la unidad, cambie el cable DMX y vuelva a conectar el dispositivo a la red eléctrica, verifique de nuevo el control DMX.
- 3- Determine si el control está defectuoso. ¿El dispositivo opera correctamente con otras unidades DMX? Si no es así, lleve la unidad a ser reparada al servicio técnico oficial o a un técnico cualificado.



Av. Saler nº14 Poligono. Ind. L'Alteró. Silla 46460 VALENCIA-SPAIN

Tel: +34 961216301

[www.equipson.es](http://www.equipson.es)