



- ▶ Suited for reverberant environments
- ▶ 90° Uniform Coverage
- ▶ 250W Program
- ▶ Elegant and visually discreet design
- ▶ Rigid fiberglass enclosure
- ▶ Low and High impedance

Technical Specifications

LF Transducers:	1 x 6" Diameter, 1.5" Voice coil speaker
HF Transducers:	1 x 1" Exit, 1" Voice coil compression driver
Nominal Impedance:	8 ohm
Minimum Impedance	6 ohm @ 266 Hz
RMS Power⁽¹⁾:	125W
Program Power⁽²⁾:	250W
Peak Power⁽³⁾:	500W
Transformer:	60W @ 100V, 30W @ 70V
Sensitivity (2.83v @ 1m):	93 dB SPL
Peak SPL⁽⁴⁾:	120 dB SPL
Frequency Range (Full Space)⁽⁵⁾:	72Hz to 21kHz (-10dB) 87Hz to 20.5kHz (-6dB)
Recommended High Pass Filter:	Butterworth 24dB/Oct, 45Hz
Coverage (-6dB)	90°
Enclosure:	High quality fiberglass
Grille:	Steel grille, foam backing
Connector:	Four pole stripped wire. Low Z: Red(+) & Black(-). Yellow(NC) & Green (NC). High Z: Red & Green (Linked), Yellow(+) Black(-).
Color:	Black or white.
Rigging:	One rigging point built-in steel hardware.
Dimensions (HxWxD):	309x246x246 mm, 12.2x9.7x9.7 in
Net Weight:	7.5kg, 16.5 lb
Included accessories:	CS 10 E is a 5m (16.4 foot) long, 2mm diameter steel cable. Two units are included, one to be used as main rigging cable and one as safety cable.
Optional accessory:	TP6 is a top cover in wood finish or customized color under request.

(1) Based on a 2h power test run with pink noise, 6dB crest factor, IEC filtered
(2) Conventionally, 3dB higher than the RMS Power
(3) Corresponds to the crest factor for the test described in 1
(4) Calculated based on peak Power and sensitivity
(5) Free Field

Overview

The SN6 is a high output, full range, passive, two-way coaxial pendant loudspeaker which provides voice intelligibility and musical clarity in acoustically challenging environments such as shopping malls, houses of worship, restaurants, congress halls, hotels, airports, train stations, swimming pools, conference rooms or museums, where high ceiling structures create a reverberant sound field.

Each unit features one 6" transducer, 1.5" voice coil, in a bass reflex enclosure for the low frequencies, with optimized dual ports. The high frequencies are reproduced by a coaxially mounted 1" diameter voice coil compression driver featuring a polymer membrane and ferrofluid cooling which contributes to an improved efficiency and lower power compression. It is coupled to a horn device which provides a consistent 90° symetric coverage over the vocal range.

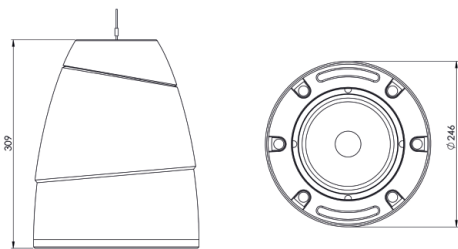
The screwless, one single piece enclosure has been designed for a seamless visual integration in every venue, and is made of rigid, high quality black or white fiberglass. The steel grille is magnetically attached to avoid the use of screws, and includes a steel safety wire to prevent it from a falling hazard. A single point hanging hardware, concealed under a top cover for clean appearance, is included on the cabinet for fast and secure suspension, featuring two additional spare holes for safety cables.

The system also includes 2m of four poles connection cable, which enters the enclosure through a cable gland preventing thereby water, dust or moisture from damaging the transducers even when installed outdoors.

The four stripped wires cable allow for low and high impedance connections of the SN6, which houses a high quality 60Wrms transformer that makes it suitable for installations where long cables have to be deployed.

Tuning presets are available to enhance the frequency balance and intelligibility.

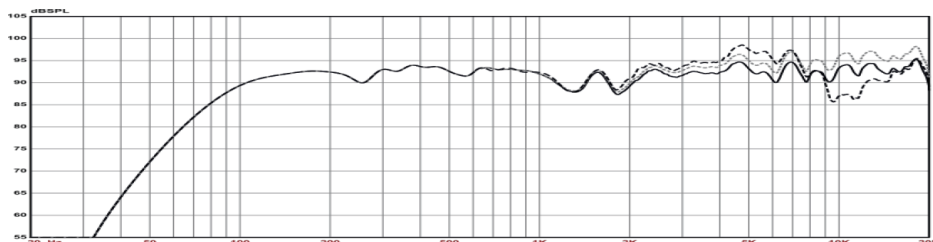
Dimensions



All dimensions in mm

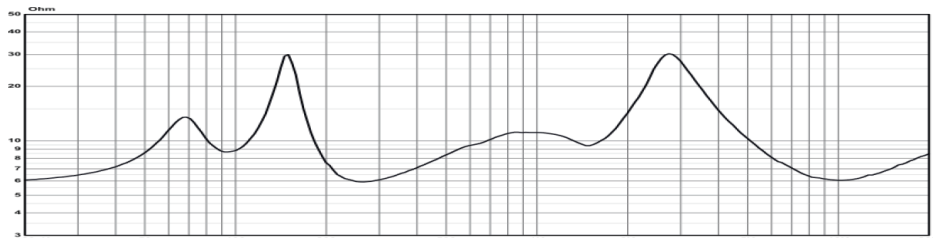
Frequency Response

On axis frequency response of one SN6 unit driven by a swept sine wave signal at an input level of 2.83v. Measured in an anechoic chamber at 3m, SPL scaled down to 1m. In order to provide a more detailed frequency response curve only a 1/6th octave smoothing has been applied. Black Dashed: No EQ. Black Solid: With recommended preset "SN6_F1V1". Grey Dashed: With recommended preset "SN6_Sh+3dBV1"



Impedance

Impedance curve of one SN6 unit measured with a swept sine wave signal. Frequency resolution is 1/96th octave. In order to provide better resolution at lower impedance values a logarithmic vertical scale has been used.



1/3 Octave Polar Response

